


## Overview

- M12, female, A-coded; 12-poles; PVC, 200 cm, free cable end
- Head A: IP65, IP66K, IP67
- Cable: good resistance against chemicals, oils



## Technical data

### Side A

Head A: Connection	M12
Head A: Angle cable outlet	0°
Head A: Gender	Female
Head A: Coding	A
Head A: No. of poles	12
Head A: LED	No
Head A: Width across flats	SW13
Head A: Tightening torque	0.6 Nm
Head A: Knurled nut material	Zinc-pressure die casting, surface Ni
Head A: Body color	Black
Labeling sleeve side A	Yes

### Side B

Head B: Connection	Open-ended wires
Labeling sleeve side B	Yes

### Cables

Cable length	200 cm
Length tolerance	+ 10 cm
Stripping length	80 mm
Shielded	No
Conductor structure	18 × 0.1 mm
AWG	26
External sheath: Material	PVC
External sheath: Color	Black
Cable diameter	6 mm ± 5%
Wire cross section	0.14 mm²

### Electrical data

Operating voltage	max. 30 V AC/DC
Nominal voltage	300 V
Contact resistance	max. 30 mOhm
Operating current per contact	max. 1.5 A

### Mechanical data

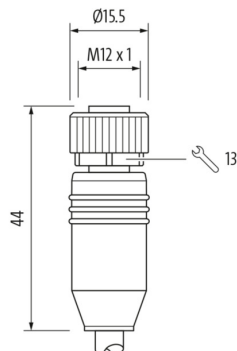
Head A: Degree of protection	IP65, IP66K, IP67
Bending radius (mobile)	min. 10 × outer diameter
No. of bending cycles (C-track)	Cycles

### Environmental conditions

Temperature range (mobile)	- 5 ...+ 70 °C
Temperature range (fixed)	- 25 ...+ 70 °C
Cable: Temperature range (fixed)	- 30 ...+ 70 °C
Dragchain capable	No
Head A: Chemical resistance	No
Head A: Flame resistance	HB (UL 94)
Head A: Oil resistance	ASTM 1 oil, mineral oils, limited to hydraulic oils
Head A: Acid and alkali resistant	No
Head A: Pollution degree	3
Cable: Chemical resistance	Good
Cable: Oil resistance	Good
Cable: Silicone-free	Yes

## Side A

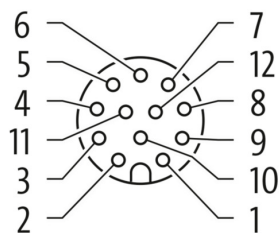
### Technical drawing



## Connection diagram

1	BN
2	BU
3	WH
4	GN
5	PK
6	YE
7	BK
8	GY
9	RD
10	VT
11	GY PK
12	RD BU

## Coding



## Side B

### Technical drawing

