

Overview

- M12, female, A-coded, 3-poles; PUR, 2000 cm, shielded, free cable end
- Dragchain capable
- Head A: IP65, IP66K, IP67
- Cable: good resistance against chemicals, flames, oils
- Halogen free



Technical data

| Side A | | Cable | |
|------------------------------------|---------------------------------------|------------------------------------|---|
| Head A: Connection | M12 | Length tolerance | ± 30 cm |
| Head A: Angle cable outlet | 0° | Cable length | 2000 cm |
| Head A: Gender | Female | Acceleration (C-track) | max. 5 m/s ² |
| Head A: Coding | A | AWG | 22 |
| Head A: No. of poles | 3 | Bending radius (fixed) | min. 5 × outer diameter |
| Head A: LED | No | Torsion speed | max. 35 cycles/min |
| Head A: Width across flats | AF13 | Bending radius (mobile) | min. 10 × outer diameter |
| Head A: Tightening torque | 0.6 Nm | Cable type | 3 |
| Head A: Knurled nut material | Zinc-pressure die casting, surface Ni | Cable weight | approx. 44 g/m |
| Head A: Body color | Black | Wire 1: Color | BN |
| Head A: Gasket material | FKM | Wire 2: Color | BK |
| Labeling sleeve side A | Yes | Wire 3: Color | BU |
| Side B | | Conductor structure | 42 × 0.1 mm |
| Head B: Connection | Open-ended wires | Cable diameter | 5 mm ± 5% |
| Labeling sleeve side B | Yes | Conductor: Material | Copper, bare |
| Cables | | External sheath: Material | PUR |
| Cable length | 2000 cm | Insulation: Material | PP |
| Length tolerance | ± 30 cm | Shielding: Material | Copper, tinned |
| Stripping length | 20 mm | No. of bending cycles (C-track) | approx. 500000 Cycles |
| Shielded | Yes | Nominal voltage | 300 V |
| Conductor structure | 42 × 0.1 mm | No. of torsion cycles | approx. 2000000 Cycles |
| AWG | 22 | Paired stranding | No |
| External sheath: Material | PUR | Single wire diameter | 0.1 mm |
| External sheath: Color | Black | Cable: Test voltage | 2 kV AC core-core ; 2 kV AC core-shield |
| Cable diameter | 5 mm ± 5% | Torsion stress in ° | ± 30 °/m |
| Wire cross section | 0.34 mm ² | Total stranding | 3 wires strand |
| Cable | | Travel speed (C-track) | max. 3.3 m/s |
| Cable: Temperature range (mobile) | - 25 ...+ 80 °C | Traversing path (horizontal) | max. 5 m |
| Cable: Temperature range (fixed) | - 40 ...+ 80 °C | Wire cross section | 0.34 mm ² |
| Operating voltage (only UL listed) | 30 V AC/DC | Wire processing | No |
| Shielded | Yes | Wire diameter incl. isolation | 1.25 mm ± 5% |
| Shielding: Covering | approx. 80 % | External sheath: Color | Black |
| Bending radius (fixed) | 25 mm | Electrical data | |
| Number of wires | 3 | Operating voltage | max. 60 V AC/DC |
| Number and diameter of wires | 3x0,34 | Operating voltage (only UL listed) | 30 V AC/DC |
| | | Nominal voltage | 300 V |
| | | Contact resistance | max. 30 mOhm |

The product features and technical data specified do not express or imply any warranty. Technical modifications subject to change.

Technical data

Electrical data

Operating current per contact max. 4 A

Mechanical data

Head A: Degree of protection IP65, IP66K, IP67

Bending radius (mobile) min. 10 × outer diameter

Bending radius (fixed) min. 5 × outer diameter

No. of bending cycles (C-track) approx. 5000000 Cycles

Torsion speed max. 35 cycles/min

Torsion stress in ° ± 30 °/m

No. of torsion cycles approx. 2000000 Cycles

Acceleration (C-track) max. 5 m/s²

Travel speed (C-track) max. 3.3 m/s

Environmental conditions

Temperature range (mobile) - 25 ...+ 80 °C

Temperature range (fixed) - 25 ...+ 80 °C

Environmental conditions

Cable: Temperature range (fixed) - 40 ...+ 80 °C

Dragchain capable Yes

Head A: Chemical resistance No

Head A: Flame resistance HB (UL 94)

Head A: Oil resistance ASTM 1 oil, mineral oils, limited to hydraulic oils

Head A: Acid and alkali resistant No

Head A: Pollution degree 3

Cable: Chemical resistance Good (DIN EN 60811-404)

Cable: Flame resistance Conform UL 1581 §1090 (H), CSA FT2, IEC 60332-2-2

Cable: Oil resistance Good (DIN EN 60811-404)

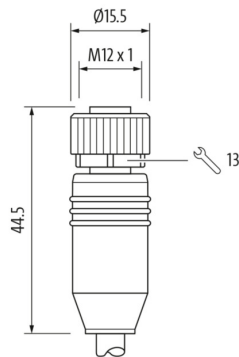
Cable: Silicone-free Yes

Commercial data

Eclass 27060311

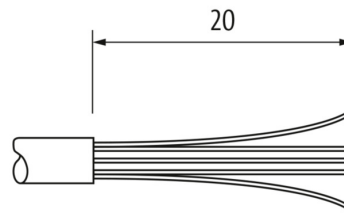
Side A

Technical drawing

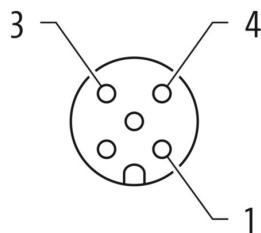


Side B

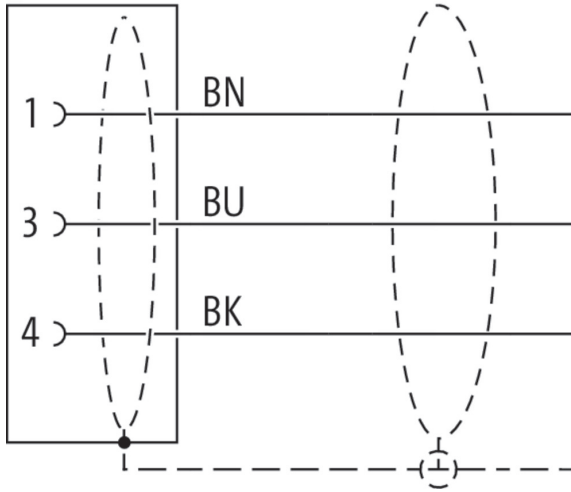
Technical drawing



Coding



Connection diagram



Dimension drawing

