

Overview

- M12, male, A-coded, 3-poles; PUR, 150 cm; M8, female, A-coded, 3-poles
- Dragchain capable; suitable for robotics $\pm 360^\circ/\text{m}$
- Head A: IP65, IP66K, IP67; Head B: IP65, IP66K, IP67
- Cable: good resistance against chemicals, flames, oils
- Halogen free



Technical data

Side A		Cable	
Head A: Connection	M12	Cable: Temperature range (fixed)	- 40 ...+ 80 °C
Head A: Angle cable outlet	0°	Operating voltage (only UL listed)	30 V AC/DC
Head A: Gender	Male	Shielded	No
Head A: Coding	A	Bending radius (fixed)	21.5 mm
Head A: No. of poles	3	Number of wires	3
Head A: LED	No	Number and diameter of wires	3x0.25
Head A: Width across flats	AF13	Length tolerance	+ 10 cm
Head A: Tightening torque	0.6 Nm	Cable length	150 cm
Head A: Knurled nut material	Zinc-pressure die casting, Ni plated, surface Safe-Cover silvergray matt	Acceleration (C-track)	max. 5 m/s ²
Head A: Body color	Black	AWG	24
Labeling sleeve side A	Yes	Bending radius (fixed)	min. 5 × outer diameter
Side B		Torsion speed	max. 35 cycles/min
Head B: Connection	M8	Bending radius (mobile)	min. 10 × outer diameter
Head B: Angle cable outlet	0°	Cable type	5
Head B: Gender	Female	Cable weight	approx. 26.4 g/m
Head B: Coding	A	Conductor structure	32 × 0.1 mm
Head B: No. of poles	3	Cable diameter	4.3 mm ± 5%
Head B: LED	No	Conductor: Material	Copper, bare
Head B: Width across flats	AF9	External sheath: Material	PUR
Head B: Tightening torque	0.4 Nm	Insulation: Material	PP
Head B: Knurled nut material	Zinc-pressure die casting, Ni plated, surface Safe-Cover silvergray matt	No. of bending cycles (C-track)	approx. 10000000 Cycles
Head B: Body color	Black	Nominal voltage	300 V
Head B: Gasket material	FKM	No. of torsion cycles	approx. 1000000 Cycles
Labeling sleeve side B	Yes	Paired stranding	No
Cables		Single wire diameter	0.1 mm
Cable length	150 cm	Cable: Test voltage	2.5 kV
Length tolerance	+ 10 cm	Torsion stress in °	± 360 °/m
Shielded	No	Total stranding	3 wires strand
Conductor structure	32 × 0.1 mm	Travel speed (C-track)	max. 3.3 m/s
AWG	24	Traversing path (horizontal)	max. 5 m
External sheath: Material	PUR	Wire cross section	0.25 mm ²
External sheath: Color	Black	Wire processing	No
Cable diameter	4.3 mm ± 5%	Wire diameter incl. isolation	1.25 mm ± 5%
Wire cross section	0.25 mm ²	External sheath: Color	Black
Cable			
Cable: Temperature range (mobile)	- 25 ...+ 80 °C		

The product features and technical data specified do not express or imply any warranty. Technical modifications subject to change.

Technical data

Electrical data

Operating voltage	max. 50 V AC / 60 V DC
Operating voltage (only UL listed)	30 V AC/DC
Nominal voltage	300 V
Contact resistance	max. 30 mOhm
Operating current per contact	max. 4 A

Mechanical data

Head A: Degree of protection	IP65, IP66K, IP67
Head B: Degree of protection	IP65, IP66K, IP67
Bending radius (mobile)	min. 10 × outer diameter
Bending radius (fixed)	min. 5 × outer diameter
No. of bending cycles (C-track)	approx. 10000000 Cycles
Torsion speed	max. 35 cycles/min
Torsion stress in °	± 360 °/m
No. of torsion cycles	approx. 1000000 Cycles
Acceleration (C-track)	max. 5 m/s ²
Travel speed (C-track)	max. 3.3 m/s

Environmental conditions

Temperature range (mobile)	- 25 ...+ 80 °C
----------------------------	-----------------

Environmental conditions

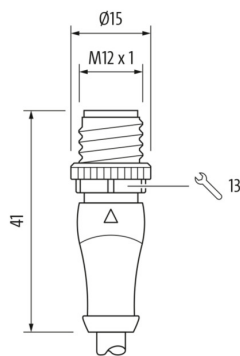
Temperature range (fixed)	- 25 ...+ 80 °C
Cable: Temperature range (fixed)	- 40 ...+ 80 °C
Dragchain capable	Yes
Head A: Chemical resistance	No
Head A: Flame resistance	HB (UL 94)
Head A: Oil resistance	ASTM 1 oil, mineral oils, limited to hydraulic oils
Head A: Acid and alkali resistant	No
Head A: Pollution degree	3
Head B: Flame resistance	HB (UL 94)
Head B: Oil resistance	ASTM 1 oil, mineral oils, limited to hydraulic oils
Head B: Acid and alkali resistant	No
Head B: Pollution degree	3
Cable: Chemical resistance	Good (DIN EN 60811-404)
Cable: Flame resistance	Conform UL 1581 §1090 (H), CSA FT2, IEC 60332-2-2
Cable: Oil resistance	Good (DIN EN 60811-404)
Cable: Silicone-free	Yes

Commercial data

Eclass	27060311
--------	----------

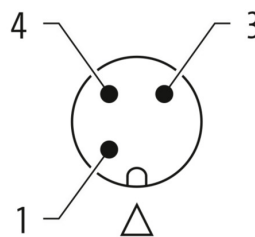
Side A

Technical drawing



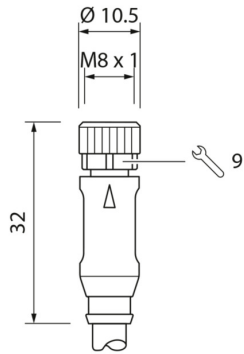
Side A

Coding



Side B

Technical drawing



Coding



Connection diagram

