

## Overview

- M12, Male, A-coded, 4-poles; PVC, 2000 cm, free cable end
- For static applications
- Head A: IP65, IP66K, IP67
- Cable: good resistance against chemicals, flames, oils



## Technical data

### Side A

Head A: Connection	M12
Head A: Angle cable outlet	0°
Head A: Gender	Male
Head A: Coding	A
Head A: No. of poles	4
Head A: LED	No
Head A: Width across flats	SW13
Head A: Tightening torque	0.6 Nm
Head A: Knurled nut material	Zinc-pressure die casting, surface Ni
Head A: Body color	Black
Labeling sleeve side A	Yes

### Side B

Head B: Connection	Open-ended wires
Labeling sleeve side B	Yes

### Cables

Cable length	2000 cm
Length tolerance	± 30 cm
Stripping length	20 mm
Shielded	Yes
Conductor structure	19 × 0.15 mm
AWG	22
External sheath: Material	PVC
External sheath: Color	Black
Cable diameter	5.3 mm ± 5%
Wire cross section	0.34 mm²

### Electrical data

Operating voltage	max. 60 V AC/DC 0
-------------------	-------------------

### Electrical data

Operating voltage (only UL listed)	30 V AC/DC
Nominal voltage	300 V AC
Contact resistance	max. 30 mOhm
Operating current per contact	max. 4 A

### Mechanical data

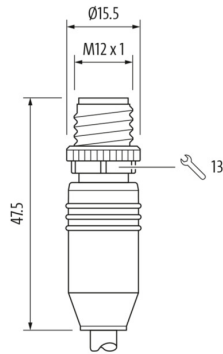
Head A: Degree of protection	IP65, IP66K, IP67
Bending radius (fixed)	min. 10 × outer diameter

### Environmental conditions

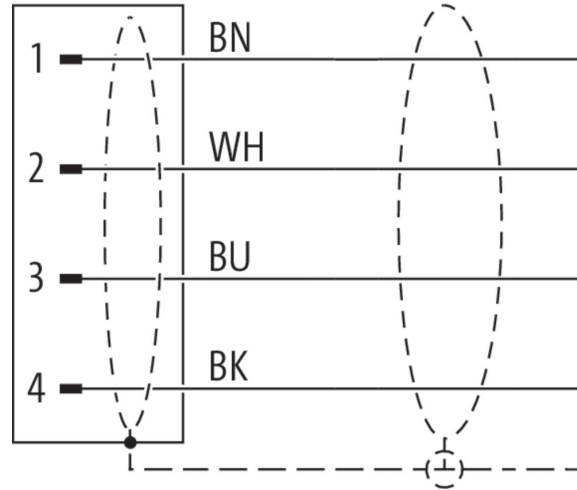
Temperature range (mobile)	- 5 ... + 80 °C
Temperature range (fixed)	- 25 ... + 80 °C
Cable: Temperature range (fixed)	- 30 ... + 80 °C
Dragchain capable	No
Head A: Chemical resistance	No
Head A: Flame resistance	HB (UL 94)
Head A: Oil resistance	ASTM 1 oil, mineral oils, limited to hydraulic oils
Head A: Acid and alkali resistant	No
Head A: Pollution degree	3
Cable: Chemical resistance	Good
Cable: Flame resistance	Conform UL 1581 VW-1; CSA FT1; IEC 60332-1-2
Cable: Oil resistance	Good
Cable: Silicone-free	Yes

## Side A

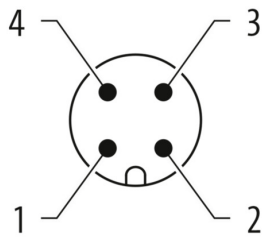
### Technical drawing



## Connection diagram



## Coding



## Side B

### Technical drawing

