

**Overview**

- M12, female, A-coded, 5-poles; PUR, 200 cm, free cable end
- Dragchain capable; suitable for robotics  $\pm 180^\circ/\text{m}$
- Head A: IP65, IP66K, IP67
- Cable: good resistance against chemicals, flames, oils
- Halogen free



**Technical data**

Side A		Cable	
Head A: Connection	M12	Cable length	200 cm
Head A: Angle cable outlet	0°	Acceleration (C-track)	max. 10 m/s <sup>2</sup>
Head A: Gender	Female	AWG	22
Head A: Coding	A	Bending radius (fixed)	min. 5 × outer diameter
Head A: No. of poles	5	Torsion speed	max. 35 cycles/min
Head A: LED	No	Bending radius (mobile)	min. 10 × outer diameter
Head A: Width across flats	AF13	Cable type	3
Head A: Tightening torque	0.6 Nm	Cable weight	approx. 41.8 g/m
Head A: Knurled nut material	Zinc-pressure die casting, surface Ni-ial	Wire 1: Color	BN
Head A: Body color	Black	Wire 2: Color	BK
Head A: Gasket material	FKM	Wire 3: Color	BU
Labeling sleeve side A	Yes	Wire 4: Color	WH
		Wire 5: Color	GY
Side B		Conductor structure	42 × 0.1 mm
Head B: Connection	Open-ended wires	Cable diameter	4.8 mm ± 5%
Labeling sleeve side B	Yes	Conductor: Material	Copper, bare
Cables		External sheath: Material	PUR
Cable length	200 cm	Insulation: Material	PP
Length tolerance	+ 10 cm	No. of bending cycles (C-track)	approx. 10000000 Cycles
Stripping length	20 mm	Nominal voltage	300 V
Shielded	No	No. of torsion cycles	approx. 2000000 Cycles
Conductor structure	42 × 0.1 mm	Paired stranding	No
AWG	22	Single wire diameter	0.1 mm
External sheath: Material	PUR	Cable: Test voltage	2.5 kV
External sheath: Color	Black	Torsion stress in °	± 180 °/m
Cable diameter	4.8 mm ± 5%	Total stranding	5 wires strand around core-filler
Wire cross section	0.34 mm <sup>2</sup>	Travel speed (C-track)	max. 3 m/s
Cable		Traversing path (horizontal)	max. 10 m
Cable: Temperature range (mobile)	- 25 ...+ 80 °C	Wire cross section	0.34 mm <sup>2</sup>
Cable: Temperature range (fixed)	- 40 ...+ 80 °C	Wire processing	No
Operating voltage (only UL listed)	30 V AC/DC	Wire diameter incl. isolation	1.25 mm ± 5%
Shielded	No	External sheath: Color	Black
Bending radius (fixed)	24 mm	Electrical data	
Number of wires	5	Operating voltage	max. 125 V AC/DC
Number and diameter of wires	5x0.34	Operating voltage (only UL listed)	30 V AC/DC
Length tolerance	+ 10 cm	Nominal voltage	300 V
		Contact resistance	max. 30 mOhm

2024-04-15 The product features and technical data specified do not express or imply any warranty. Technical modifications subject to change.

**Technical data**

**Electrical data**

Operating current per contact max. 4 A

**Mechanical data**

Head A: Degree of protection IP65, IP66K, IP67  
 Bending radius (mobile) min. 10 × outer diameter  
 Bending radius (fixed) min. 5 × outer diameter  
 No. of bending cycles (C-track) approx. 10000000 Cycles  
 Torsion speed max. 35 cycles/min  
 Torsion stress in ° ± 180 °/m  
 No. of torsion cycles approx. 2000000 Cycles  
 Acceleration (C-track) max. 10 m/s<sup>2</sup>  
 Travel speed (C-track) max. 3 m/s

**Environmental conditions**

Temperature range (mobile) - 25 ...+ 80 °C  
 Temperature range (fixed) - 25 ...+ 80 °C

**Environmental conditions**

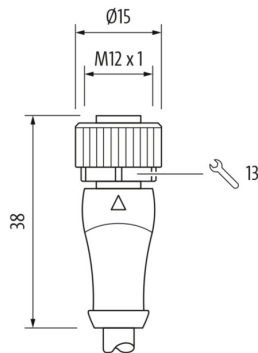
Cable: Temperature range (fixed) - 40 ...+ 80 °C  
 Dragchain capable Yes  
 Head A: Chemical resistance No  
 Head A: Flame resistance HB (UL 94)  
 Head A: Oil resistance ASTM 1 oil, mineral oils, limited to hydraulic oils  
 Head A: Acid and alkali resistant No  
 Head A: Pollution degree 3  
 Cable: Chemical resistance Good (DIN EN 60811-404)  
 Cable: Flame resistance Conform UL 1581 §1090 (H), CSA FT2, IEC 60332-2-2  
 Cable: Oil resistance Good (DIN EN 60811-404)  
 Cable: Silicone-free Yes

**Commercial data**

Eclass 27060311

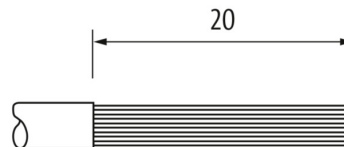
**Side A**

**Technical drawing**

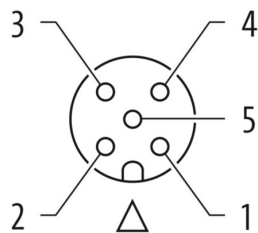


**Side B**

**Technical drawing**



**Coding**



**Connection diagram**



**Dimension drawing**

