

Overview

- M12, female, A-coded, 5-poles; PUR, 100 cm, free cable end
- Dragchain capable; suitable for robotics $\pm 180^\circ/\text{m}$
- Head A: IP65, IP66K, IP67
- Cable: good resistance against chemicals, flames, oils
- Halogen free



Technical data

Side A		Cable	
Head A: Connection	M12	Cable length	100 cm
Head A: Angle cable outlet	0°	Acceleration (C-track)	max. 10 m/s ²
Head A: Gender	Female	AWG	22
Head A: Coding	A	Bending radius (fixed)	min. 5 × outer diameter
Head A: No. of poles	5	Torsion speed	max. 35 cycles/min
Head A: LED	No	Bending radius (mobile)	min. 10 × outer diameter
Head A: Width across flats	AF13	Cable type	3
Head A: Tightening torque	0.6 Nm	Cable weight	approx. 41.8 g/m
Head A: Knurled nut material	Zinc-pressure die casting, surface Ni-ial	Wire 1: Color	BN
Head A: Body color	Black	Wire 2: Color	BK
Head A: Gasket material	FKM	Wire 3: Color	BU
Labeling sleeve side A	Yes	Wire 4: Color	WH
		Wire 5: Color	GY
Side B		Conductor structure	42 × 0.1 mm
Head B: Connection	Open-ended wires	Cable diameter	4.8 mm ± 5%
Labeling sleeve side B	Yes	Conductor: Material	Copper, bare
Cables		External sheath: Material	PUR
Cable length	100 cm	Insulation: Material	PP
Length tolerance	+ 5 cm	No. of bending cycles (C-track)	approx. 10000000 Cycles
Stripping length	20 mm	Nominal voltage	300 V
Shielded	No	No. of torsion cycles	approx. 2000000 Cycles
Conductor structure	42 × 0.1 mm	Paired stranding	No
AWG	22	Single wire diameter	0.1 mm
External sheath: Material	PUR	Cable: Test voltage	2.5 kV
External sheath: Color	Black	Torsion stress in °	± 180 °/m
Cable diameter	4.8 mm ± 5%	Total stranding	5 wires strand around core-filler
Wire cross section	0.34 mm ²	Travel speed (C-track)	max. 3 m/s
Cable		Traversing path (horizontal)	max. 10 m
Cable: Temperature range (mobile)	- 25 ...+ 80 °C	Wire cross section	0.34 mm ²
Cable: Temperature range (fixed)	- 40 ...+ 80 °C	Wire processing	No
Operating voltage (only UL listed)	30 V AC/DC	Wire diameter incl. isolation	1.25 mm ± 5%
Shielded	No	External sheath: Color	Black
Bending radius (fixed)	24 mm	Electrical data	
Number of wires	5	Operating voltage	max. 125 V AC/DC
Number and diameter of wires	5x0.34	Operating voltage (only UL listed)	30 V AC/DC
Length tolerance	+ 5 cm	Nominal voltage	300 V
		Contact resistance	max. 30 mOhm

Technical data

Electrical data

Operating current per contact max. 4 A

Mechanical data

Head A: Degree of protection IP65, IP66K, IP67

Bending radius (mobile) min. 10 × outer diameter

Bending radius (fixed) min. 5 × outer diameter

No. of bending cycles (C-track) approx. 10000000 Cycles

Torsion speed max. 35 cycles/min

Torsion stress in ° ± 180 °/m

No. of torsion cycles approx. 2000000 Cycles

Acceleration (C-track) max. 10 m/s²

Travel speed (C-track) max. 3 m/s

Environmental conditions

Temperature range (mobile) - 25 ...+ 80 °C

Temperature range (fixed) - 25 ...+ 80 °C

Environmental conditions

Cable: Temperature range (fixed) - 40 ...+ 80 °C

Dragchain capable Yes

Head A: Chemical resistance No

Head A: Flame resistance HB (UL 94)

Head A: Oil resistance ASTM 1 oil, mineral oils, limited to hydraulic oils

Head A: Acid and alkali resistant No

Head A: Pollution degree 3

Cable: Chemical resistance Good (DIN EN 60811-404)

Cable: Flame resistance Conform UL 1581 §1090 (H), CSA FT2, IEC 60332-2-2

Cable: Oil resistance Good (DIN EN 60811-404)

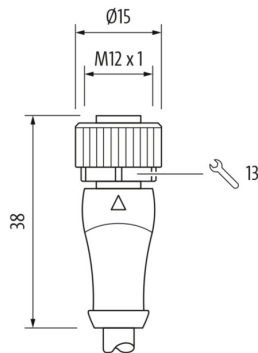
Cable: Silicone-free Yes

Commercial data

Eclass 27060311

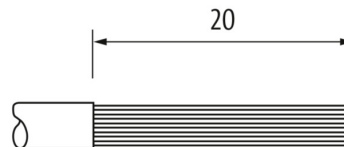
Side A

Technical drawing

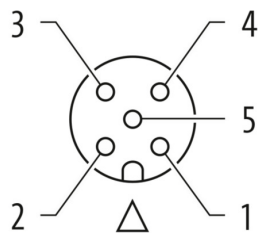


Side B

Technical drawing



Coding



Connection diagram



Dimension drawing

