

**Overview**

- M12, female, A-coded; 5-poles; TPE-S, 2500 cm, free cable end
- Dragchain capable; suitable for robotics  $\pm 180^\circ/\text{m}$ ; suitable for food & beverage
- Head A: IP65, IP68, IP69K
- ECOLAB tested
- Halogen free



**Technical data**

Side A		Cable	
Head A: Connection	M12	Length tolerance	$\pm 37.5$ cm
Head A: Angle cable outlet	$0^\circ$	Cable length	2500 cm
Head A: Gender	Female	Acceleration (C-track)	max. 10 m/s <sup>2</sup>
Head A: Coding	A	AWG	22
Head A: No. of poles	5	Bending radius (fixed)	min. 5 × outer diameter
Head A: LED	No	Torsion speed	max. 35 cycles/min
Head A: Width across flats	AF14	Bending radius (mobile)	min. 10 × outer diameter
Head A: Tightening torque	0.6 Nm	Cable weight	approx. 35.2 g/m
Head A: Knurled nut material	Stainless steel (V4A)	Wire 1: Color	BN
Head A: Body color	Blue	Wire 2: Color	BK
Head A: Gasket material	EPDM	Wire 3: Color	BU
Labeling sleeve side A	No	Wire 4: Color	WH
		Wire 5: Color	GY
Side B		Conductor structure	42 × 0.1 mm
Head B: Connection	Open-ended wires	Cable diameter	5 mm $\pm 5\%$
Labeling sleeve side B	No	Conductor: Material	Copper, bare
Cables		External sheath: Material	TPE-S
Cable length	2500 cm	Insulation: Material	PP
Length tolerance	$\pm 37.5$ cm	No. of bending cycles (C-track)	approx. 4000000 Cycles
Stripping length	20 mm	Nominal voltage	300 V AC
Shielded	No	No. of torsion cycles	approx. 2000000 Cycles
Conductor structure	42 × 0.1 mm	Paired stranding	No
AWG	22	Single wire diameter	0.1 mm
External sheath: Material	TPE-S	Cable: Test voltage	3 kV
External sheath: Color	Blue	Torsion stress in $^\circ$	$\pm 180^\circ/\text{m}$
Cable diameter	5 mm $\pm 5\%$	Total stranding	5 wires strand around core-filler
Wire cross section	0.34 mm <sup>2</sup>	Travel speed (C-track)	max. 3 m/s
Cable		Traversing path (horizontal)	max. 10 m
Cable: Temperature range (mobile)	- 25 ...+ 105 $^\circ\text{C}$	Wire cross section	0.34 mm <sup>2</sup>
Cable: Temperature range (fixed)	- 40 ...+ 105 $^\circ\text{C}$	Wire processing	No
Operating voltage (only UL listed)	30 V AC/DC	Wire diameter incl. isolation	1.27 mm $\pm 5\%$
Shielded	No	External sheath: Color	Blue
Bending radius (fixed)	25 mm	Electrical data	
Number of wires	5	Operating voltage	max. 125 V AC/DC
Number and diameter of wires	5x0.34	Operating voltage (only UL listed)	30 V AC/DC
		Nominal voltage	300 V AC
		Contact resistance	max. 30 mOhm

**Technical data**

**Electrical data**

Operating current per contact max. 4 A

**Mechanical data**

Head A: Degree of protection IP65, IP68, IP69K  
 Bending radius (mobile) min. 10 × outer diameter  
 Bending radius (fixed) min. 5 × outer diameter  
 No. of bending cycles (C-track) approx. 4000000 Cycles  
 Torsion speed max. 35 cycles/min  
 Torsion stress in ° ± 180 °/m  
 No. of torsion cycles approx. 2000000 Cycles  
 Acceleration (C-track) max. 10 m/s<sup>2</sup>  
 Travel speed (C-track) max. 3 m/s

**Environmental conditions**

Temperature range (mobile) - 25 ...+ 105 °C  
 Temperature range (fixed) - 40 ...+ 105 °C  
 Cable: Temperature range (fixed) - 40 ...+ 105 °C

**Environmental conditions**

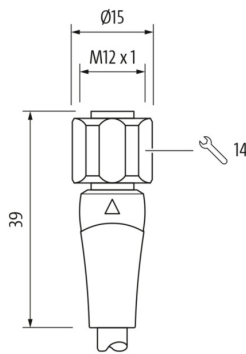
Dragchain capable Yes  
 Head A: Chemical resistance Chemical resistance tested according to ECOLAB. If other media are used, the material resistance must be tested according to the application.  
 Head A: Flame resistance HB (UL 94)  
 Head A: Oil resistance ASTM 1 oil, mineral oils, limited to hydraulic oils  
 Head A: Acid and alkali resistant ECOLAB tested  
 Head A: Pollution degree 3  
 Cable: Chemical resistance ECOLAB material resistance test passed  
 Cable: Acid and alkali resistant Good (FDA 21 178.3620, 178.3297, 177.1520, EU 10/2011)  
 Cable: Silicone-free Yes

**Commercial data**

Eclass 27060311

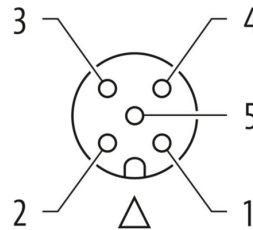
**Side A**

**Technical drawing**



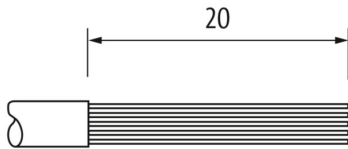
**Side A**

**Coding**



**Side B**

**Technical drawing**



**Connection diagram**

1 )	BN	_____
2 )	WH	_____
3 )	BU	_____
4 )	BK	_____
5 )	GY	_____

**Dimension drawing**

