

**Overview**

- M12, female, A-coded; 8-poles; TPE-S, 500 cm, free cable end
- Dragchain capable; suitable for robotics  $\pm 180^\circ/\text{m}$ ; suitable for food & beverage
- Head A: IP65, IP68, IP69K
- Halogen free



**Technical data**

**Side A**

Head A: Connection	M12
Head A: Angle cable outlet	0°
Head A: Gender	Female
Head A: Coding	A
Head A: No. of poles	8
Head A: LED	No
Head A: Width across flats	AF14
Head A: Tightening torque	0.6 Nm
Head A: Knurled nut material	Stainless steel (V4A)
Head A: Body color	Blue
Head A: Gasket material	EPDM
Labeling sleeve side A	No

**Side B**

Head B: Connection	Open-ended wires
Labeling sleeve side B	No

**Cables**

Cable length	500 cm
Length tolerance	$\pm 7.5$ cm
Stripping length	60 mm
Shielded	No
Conductor structure	32 $\times$ 0.1 mm
AWG	24
External sheath: Material	TPE-S
External sheath: Color	Blue
Cable diameter	6.3 mm $\pm$ 5%
Wire cross section	0.25 mm <sup>2</sup>

**Cable**

External sheath: Shore hardness	47 $\pm$ 5 D
Cable: Temperature range (mobile)	- 25 ...+ 105 °C
Cable: Temperature range (fixed)	- 40 ...+ 105 °C
Shielded	No
Bending radius (fixed)	31.5 mm
Number of wires	8
Number and diameter of wires	8x0,25
Length tolerance	$\pm 7.5$ cm

**Cable**

Cable length	500 cm
Acceleration (C-track)	max. 10 m/s <sup>2</sup>
AWG	24
Bending radius (fixed)	min. 5 $\times$ outer diameter
Torsion speed	max. 35 cycles/min
Bending radius (mobile)	min. 10 $\times$ outer diameter
Cable weight	approx. 46.2 g/m
Wire 1: Color	WH
Wire 2: Color	BN
Wire 3: Color	GN
Wire 4: Color	YE
Wire 5: Color	GY
Wire 6: Color	PK
Wire 7: Color	BU
Wire 8: Color	RD
Conductor structure	32 $\times$ 0.1 mm
Cable diameter	6.3 mm $\pm$ 5%
Conductor: Material	Copper, bare
External sheath: Material	TPE-S
Insulation: Material	PP
No. of bending cycles (C-track)	approx. 4000000 Cycles
Nominal voltage	300 V AC
No. of torsion cycles	approx. 2000000 Cycles
Paired stranding	No
Single wire diameter	0.1 mm
Cable: Test voltage	3 kV
Torsion stress in °	$\pm 180^\circ/\text{m}$
Total stranding	8 wires strand around core-filler
Travel speed (C-track)	max. 3 m/s
Traversing path (horizontal)	max. 10 m
Wire cross section	0.25 mm <sup>2</sup>
Wire processing	No
Wire diameter incl. isolation	1.17 mm $\pm$ 5%
External sheath: Color	Blue

**Electrical data**

Operating voltage	max. 30 V AC/DC 0
Nominal voltage	300 V AC
Contact resistance	max. 30 mOhm

**Technical data**

**Electrical data**

Operating current per contact max. 2 A

**Mechanical data**

Head A: Degree of protection IP65, IP68, IP69K

Bending radius (mobile) min. 10 × outer diameter

Bending radius (fixed) min. 5 × outer diameter

No. of bending cycles (C-track) approx. 4000000 Cycles

Torsion speed max. 35 cycles/min

Torsion stress in ° ± 180 °/m

No. of torsion cycles approx. 2000000 Cycles

Acceleration (C-track) max. 10 m/s<sup>2</sup>

Travel speed (C-track) max. 3 m/s

**Environmental conditions**

Temperature range (mobile) - 25 ...+ 105 °C

Temperature range (fixed) - 40 ...+ 105 °C

Cable: Temperature range (fixed) - 40 ...+ 105 °C

**Environmental conditions**

Dragchain capable Yes

Head A: Chemical resistance Chemical resistance tested according to ECOLAB. If other media are used, the material resistance must be tested according to the application.

Head A: Flame resistance HB (UL 94)

Head A: Oil resistance ASTM 1 oil, mineral oils, limited to hydraulic oils

Head A: Acid and alkali resistant Chemical resistance tested according to ECOLAB. If other media are used, the material resistance must be tested according to the application.

Head A: Pollution degree 3

Cable: Acid and alkali resistant Good (analogue FDA 21 178.3620, 178.3297, 177.1520, EU 10/2011)

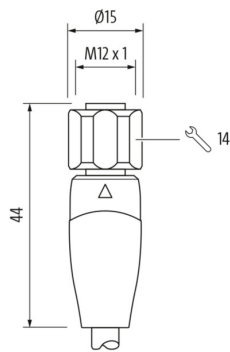
Cable: Silicone-free Yes

**Commercial data**

Eclass 27060311

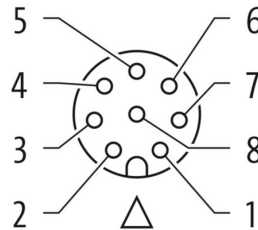
**Side A**

**Technical drawing**



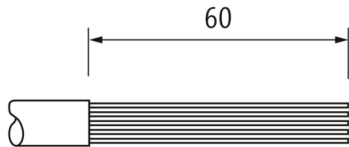
**Side A**

**Coding**



**Side B**

**Technical drawing**



**Connection diagram**

1	WH
2	BN
3	GN
4	YE
5	GY
6	PK
7	BU
8	RD

**Dimension drawing**

