

Overview

- M12, male, D-coded, 4-poles; PUR, 2500 cm, shielded; M12, male, D-coded, 4-poles
- Dragchain capable
- Head A: IP65, IP66K, IP67; Head B: IP65, IP66K, IP67
- Cable: good resistance against flames, oils
- Halogen free



Technical data

Side A

| | |
|------------------------------|---------------------------------------|
| Head A: Connection | M12 |
| Head A: Angle cable outlet | 0° |
| Head A: Gender | Male |
| Head A: Coding | D |
| Head A: No. of poles | 4 |
| Head A: LED | No |
| Head A: Width across flats | SW13 |
| Head A: Tightening torque | 0.6 Nm |
| Head A: Knurled nut material | Zinc-pressure die casting, surface Ni |
| Head A: Body color | Black |
| Labeling sleeve side A | Yes |

Side B

| | |
|------------------------------|---------------------------------------|
| Head B: Connection | M12 |
| Head B: Angle cable outlet | 0° |
| Head B: Gender | Male |
| Head B: Coding | D |
| Head B: No. of poles | 4 |
| Head B: LED | No |
| Head B: Width across flats | SW13 |
| Head B: Tightening torque | 0.6 Nm |
| Head B: Knurled nut material | Zinc-pressure die casting, surface Ni |
| Head B: Body color | Black |
| Labeling sleeve side B | Yes |

Cables

| | |
|---------------------------|-----------------------|
| Cable length | 2500 cm |
| Length tolerance | ± 37.5 cm |
| Shielded | Yes |
| Conductor structure | 7 × 0.254 mm |
| AWG | 22 |
| External sheath: Material | PUR |
| External sheath: Color | Green |
| Cable diameter | 6.7 mm ± 5% |
| Wire cross section | 0.355 mm ² |

Electrical data

| | |
|------------------------------------|--------------|
| Operating voltage | max. 60 V DC |
| Operating voltage (only UL listed) | 30 V DC |

Electrical data

| | |
|-------------------------------|--------------|
| Nominal voltage | 300 V |
| Contact resistance | max. 30 mOhm |
| Operating current per contact | max. 4 A |

Mechanical data

| | |
|---------------------------------|--------------------------|
| Head A: Degree of protection | IP65, IP66K, IP67 |
| Head B: Degree of protection | IP65, IP66K, IP67 |
| Bending radius (mobile) | min. 12 × outer diameter |
| Bending radius (fixed) | min. 5 × outer diameter |
| No. of bending cycles (C-track) | approx. 3000000 Cycles |
| Acceleration (C-track) | max. 2 m/s ² |
| Travel speed (C-track) | max. 3.3 m/s |

Environmental conditions

| | |
|-----------------------------------|--|
| Temperature range (mobile) | - 25 ...+ 70 °C |
| Temperature range (fixed) | - 25 ...+ 80 °C |
| Cable: Temperature range (fixed) | - 40 ...+ 80 °C |
| Dragchain capable | Yes |
| Head A: Chemical resistance | No |
| Head A: Flame resistance | HB (UL 94) |
| Head A: Oil resistance | ASTM 1 oil, mineral oils, limited to hydraulic oils |
| Head A: Acid and alkali resistant | No |
| Head A: Pollution degree | 3 |
| Head B: Chemical resistance | No |
| Head B: Flame resistance | HB (UL 94) |
| Head B: Oil resistance | ASTM 1 oil, mineral oils, limited to hydraulic oils |
| Head B: Acid and alkali resistant | No |
| Head B: Pollution degree | 3 |
| Cable: Flame resistance | Conform UL 1581 §1090, §1100 (FT2); IEC 60332-1-2 Std. |

Technical data

Environmental conditions

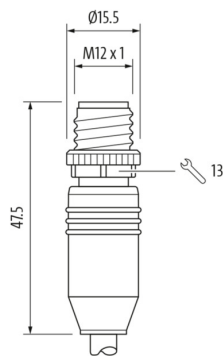
Cable: Oil resistance Conform IEC 60811-2-1, ASTM IRM 901, ICEA S-82-552 Std.

Environmental conditions

Cable: Silicone-free Yes

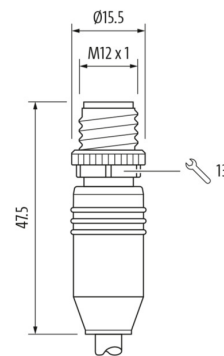
Side A

Technical drawing

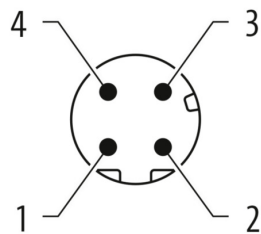


Side B

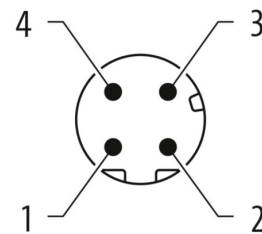
Technical drawing



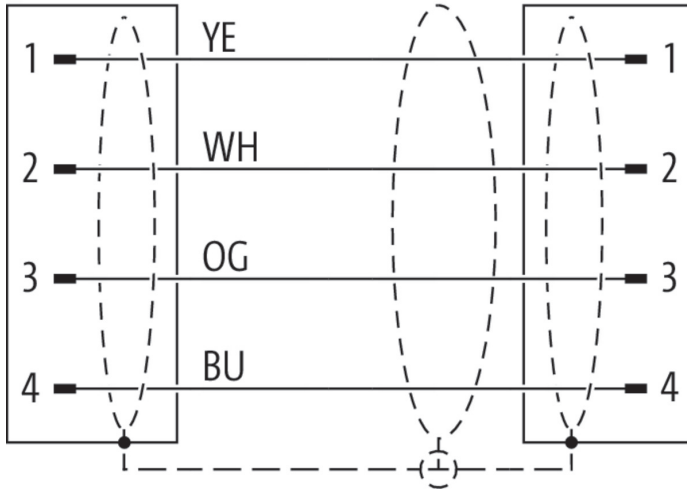
Coding



Coding



Connection diagram



Dimension drawing

