

Overview

- M5, female, A-coded, 4-poles; PUR, shielded, 100 cm; M8, male, 4-poles
- Head A: IP67; Head B: IP67



Technical data

Side A

Head A: Connection	M5
Head A: Angle cable outlet	0°
Head A: Gender	Female
Head A: Coding	A
Head A: No. of poles	4
Head A: LED	No
Head A: Tightening torque	0.6 Nm
Head A: Gasket material	Brass, surface Ni
Labeling sleeve side A	No

Side B

Head B: Connection	M8
Head B: Angle cable outlet	0°
Head B: Gender	Male
Head B: Coding	A
Head B: No. of poles	4
Head B: LED	No
Labeling sleeve side B	No

Cables

Cable length	100 cm
Length tolerance	+ 5 cm
Shielded	Yes
Conductor structure	18 × 0.1 mm
AWG	26
External sheath: Material	PUR/PVC
External sheath: Color	Black
Cable diameter	4.0 mm
Wire cross section	0.14 mm ²

Cable

Cable: Temperature range (mobile)	- 5 ...+ 80 °C
-----------------------------------	----------------

Cable

Cable: Temperature range (fixed)	- 25 ...+ 80 °C
Shielded	Yes
Bending radius (fixed)	20 mm
Length tolerance	+ 5 cm
Cable length	100 cm
AWG	26
Bending radius (fixed)	approx. 5 × outer diameter
Bending radius (mobile)	approx. 10 × outer diameter
Conductor structure	18 × 0.1 mm
Cable diameter	4.0 mm
Insulation resistance	0
External sheath: Material	PUR/PVC
Wire cross section	0.14 mm ²
External sheath: Color	Black

Electrical data

Operating voltage	60 V
-------------------	------

Mechanical data

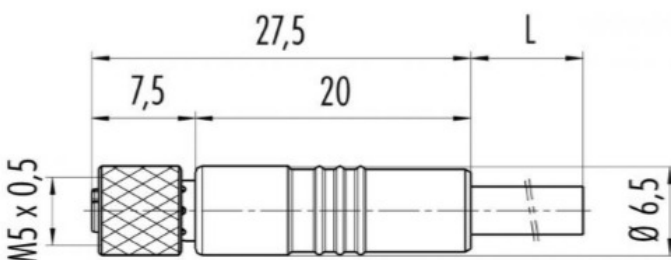
Head A: Degree of protection	IP67
Head B: Degree of protection	IP67
Bending radius (mobile)	approx. 10 × outer diameter
Bending radius (fixed)	approx. 5 × outer diameter

Environmental conditions

Cable: Temperature range (fixed)	- 25 ...+ 80 °C
Head A: Pollution degree	3
Head B: Pollution degree	3

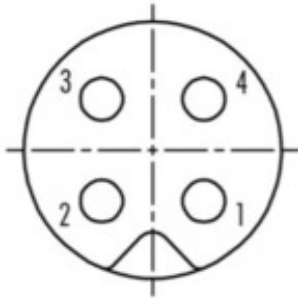
Side A

Technical drawing

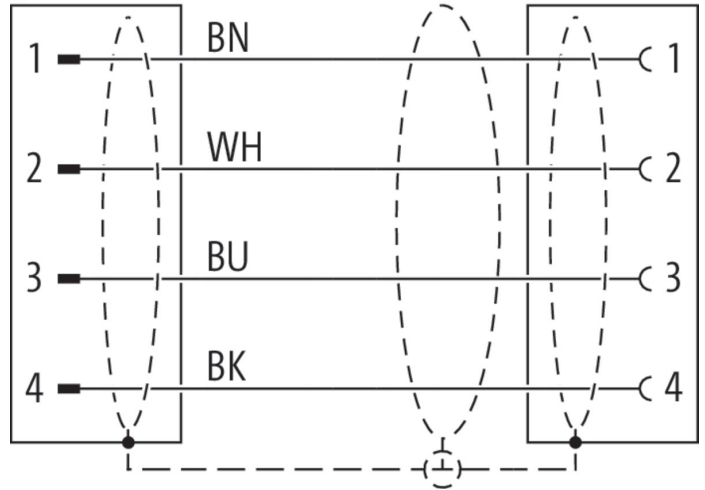


Side A

Coding



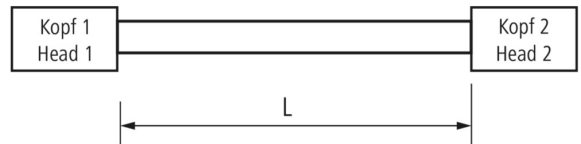
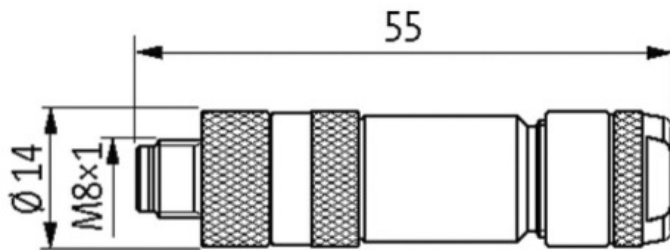
Connection diagram



Dimension drawing

Side B

Technical drawing



Coding

