

Overview

- M5, female, A-coded, shielded, 4-poles; PUR, shielded, 1000 cm; M8, male, 4-poles
- Head A: IP67; Head B: IP67



Technical data

Side A

| | |
|----------------------------|-------------------|
| Head A: Connection | M5 |
| Head A: Angle cable outlet | 0° |
| Head A: Gender | Female |
| Head A: Coding | A |
| Head A: No. of poles | 4 |
| Head A: LED | No |
| Head A: Tightening torque | 0.6 Nm |
| Head A: Gasket material | Brass, surface Ni |
| Labeling sleeve side A | No |

Side B

| | |
|----------------------------|------|
| Head B: Connection | M8 |
| Head B: Angle cable outlet | 0° |
| Head B: Gender | Male |
| Head B: Coding | A |
| Head B: No. of poles | 4 |
| Head B: LED | No |
| Labeling sleeve side B | No |

Cables

| | |
|---------------------------|----------------------|
| Cable length | 1000 cm |
| Length tolerance | ± 15 cm |
| Shielded | Yes |
| Conductor structure | 18 × 0.1 mm |
| AWG | 26 |
| External sheath: Material | PUR/PVC |
| External sheath: Color | Black |
| Cable diameter | 4.0 mm |
| Wire cross section | 0.14 mm ² |

Cable

| | |
|-----------------------------------|----------------|
| Cable: Temperature range (mobile) | - 5 ...+ 80 °C |
|-----------------------------------|----------------|

Cable

| | |
|----------------------------------|-----------------------------|
| Cable: Temperature range (fixed) | - 25 ...+ 80 °C |
| Shielded | Yes |
| Bending radius (fixed) | 20 mm |
| Length tolerance | ± 15 cm |
| Cable length | 1000 cm |
| AWG | 26 |
| Bending radius (fixed) | approx. 5 × outer diameter |
| Bending radius (mobile) | approx. 10 × outer diameter |
| Conductor structure | 18 × 0.1 mm |
| Cable diameter | 4.0 mm |
| Insulation resistance | 0 |
| External sheath: Material | PUR/PVC |
| Wire cross section | 0.14 mm ² |
| External sheath: Color | Black |

Electrical data

| | |
|-------------------|------|
| Operating voltage | 60 V |
|-------------------|------|

Mechanical data

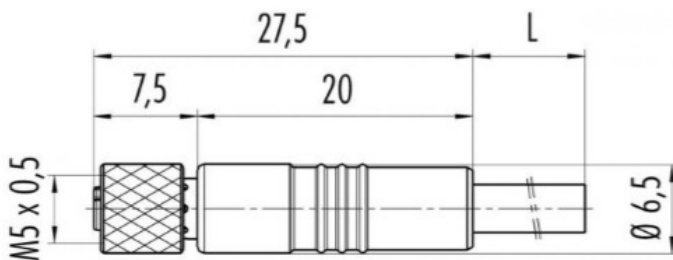
| | |
|------------------------------|-----------------------------|
| Head A: Degree of protection | IP67 |
| Head B: Degree of protection | IP67 |
| Bending radius (mobile) | approx. 10 × outer diameter |
| Bending radius (fixed) | approx. 5 × outer diameter |

Environmental conditions

| | |
|----------------------------------|-----------------|
| Cable: Temperature range (fixed) | - 25 ...+ 80 °C |
| Head A: Pollution degree | 3 |
| Head B: Pollution degree | 3 |

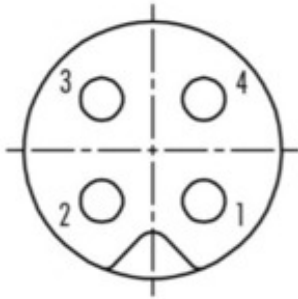
Side A

Technical drawing

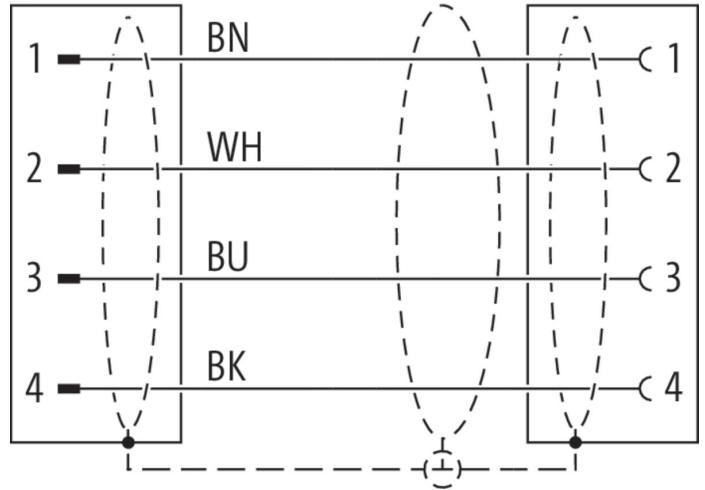


Side A

Coding



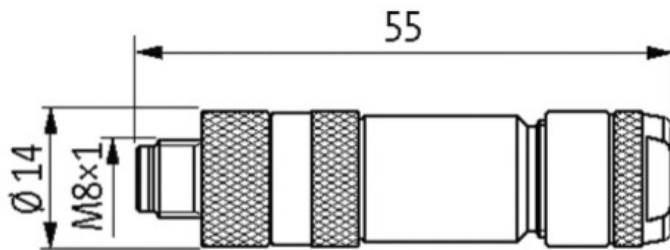
Connection diagram



Dimension drawing

Side B

Technical drawing



Coding

