

Overview

- IP67 field IO-Link Master
- 8 Ports, Class A/B, up to 4 A per port, 400 µs cycle time
- Industrial Ethernet: EtherCAT
- IIoT: OPC UA, MQTT, JSON REST API



Technical data

General data

Degree of protection	IP67
LED Indicators	Digital Input Ethernet Port Status IO-Link Module status Network status Power supply

Communication Interfaces	Ethernet IO-Link
--------------------------	---------------------

Protocols	EtherCAT OPC UA MQTT JSON
-----------	------------------------------------

Software	Baumer Sensor Suite
----------	---------------------

Electrical data

Connector	Female M12 5-Pol, A-coded Female M12 4-Pole, D-coded Male M12 5-Pol, L-coded, (Supply input) Female M12 5-Pol, L-coded, (Supply output)
-----------	--

Power supply	24 V DC
--------------	---------

Power Consumption	0.18 A
-------------------	--------

Current supply	US 16 A (Master and Sensors) UA 16 A (Actuators)
----------------	---

Communication interface Ethernet

Number of connections	2
-----------------------	---

Connector	Female M12 4-Pole, D-coded
-----------	----------------------------

Standards	IEEE 802.3: 10Base-T / IEEE 802.3u: 100Base-TX
-----------	---

Transmission rate	10 MBit/s 100 MBit/s
-------------------	-------------------------

Cable length	100 m
--------------	-------

Communication interface Ethernet

Protocols	EtherCAT OPC UA MQTT JSON
-----------	------------------------------------

Communication interface IO-Link

IO-Link port type	Class A/B
-------------------	-----------

Number of connections	8
-----------------------	---

Number of input and outputs	8 x IO-Link Digital Input (DI) Digital Output (DO)
-----------------------------	--

Output current L+/L-	2 A
----------------------	-----

Output current C/Q	2 A
--------------------	-----

Output current Master max.	10 A
----------------------------	------

Short-circuit-proof	Yes
---------------------	-----

Reverse polarity protected	Yes
----------------------------	-----

Communication interface Digital input

Standards	IEC 61131-2 Typ 1 and Typ 3 conform
-----------	-------------------------------------

Communication interface Digital output

Output voltage	24 V DC
----------------	---------

Output current max.	2 A
---------------------	-----

Output current L+/L-	2 A
----------------------	-----

Output current C/Q	2 A
--------------------	-----

Output current Master max.	10 A
----------------------------	------

Short-circuit-proof	Yes
---------------------	-----

Reverse polarity protected	Yes
----------------------------	-----

Mechanical data

Model	Cubic
-------	-------

Width	63 mm
-------	-------

Height	225 mm
--------	--------

Depth	36 mm
-------	-------

Weight	470 g
--------	-------

Technical data

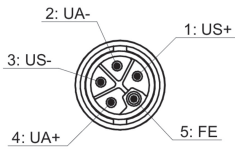
Environmental conditions

Operating temperature min. -25 °C ...+ 70 °C

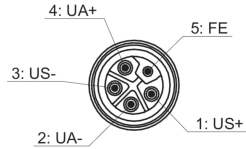
Environmental conditions

Storage temperature min. -25 °C ...+ 85 °C

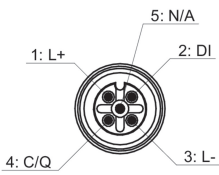
Connection diagram



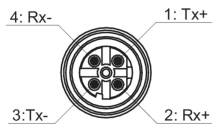
Connection: Input: Power supply



Connection: Output: Power supply



Connection: IO-Link Dual-Channel



Connection: Ethernet