

EAM360-S - CANopen®

Solid shaft with synchro flange

Magnetic single- or multiturn encoders 14 bit ST / 18 bit MT

Overview

- Encoder single- or multiturn / CANopen®
- Precise magnetic sensing
- Angular accuracy up to $\pm 0.15^\circ$
- Additional incremental signals
- High protection up to IP 67
- High resistance to shock and vibrations
- Electronic gear function



Technical data

Technical data - electrical ratings

Voltage supply	10...30 VDC
Consumption typ.	20 mA (24 VDC, w/o load)
Initializing time	≤ 170 ms after power on
Data currency	< 1 ms
Interface	CANopen® CANopen®-Lift CANopen® + incremental
Function	Multiturn Singleturn
Profile conformity	CANopen® CiA communication profile DS 301, LSS profile DSP 305, device profile DS 406, DS 417
Steps per revolution	$\leq 16384 / 14$ bit
Number of revolutions	$\leq 262144 / 18$ bit
Absolute accuracy	$\pm 0.15^\circ$ (+20 $\pm 15^\circ\text{C}$) $\pm 0.25^\circ$ (-40...+85 $^\circ\text{C}$)
Sensing method	Magnetic
Code sequence	CW: ascending values with clockwise sense of rotation; looking at flange
Output stages	CAN-Bus, LV (3.3 V) compatible ISO 11898 Incremental: linedriver RS422 or push-pull (option)
Incremental output	1024, 2048, 4096 ppr (other on request)
Output signals	A+, A-, B+, B-
Output frequency	≤ 350 kHz
Interference immunity	EN 61000-6-2

Technical data - electrical ratings

Emitted interference	EN 61000-6-4
Approval	UL approval / E217823

Technical data - mechanical design

Size (flange)	$\varnothing 36$ mm
Shaft type	$\varnothing 10 \times 16$ mm, solid shaft with flat
Flange	Synchro flange
Protection EN 60529	IP 65 (without shaft seal) IP 67 (with shaft seal)
Operating speed	≤ 6000 rpm
Starting torque	≤ 2 Ncm (+20 $^\circ\text{C}$, IP 65) ≤ 2.5 Ncm (+20 $^\circ\text{C}$, IP 67)
Moment of inertia	15.38 gcm ²
Admitted shaft load	≤ 40 N axial ≤ 80 N radial
Material	Housing: steel zinc-coated Flange: aluminium Shaft: stainless steel
Operating temperature	-40...+65 $^\circ\text{C}$ (see general information)
Relative humidity	95 %
Resistance	EN 60068-2-6 Vibration 30 g, 10-2000 Hz EN 60068-2-27 Shock 500 g, 1 ms
Weight approx.	170 g
Connection	Flange connector M12, 5-pin Flange connector M12, 8-pin Cable 2 m

Optional

- Protection against corrosion CX (C5-M)

EAM360-S - CANopen®

Solid shaft with synchro flange

Magnetic single- or multiturn encoders 14 bit ST / 18 bit MT

General information

Self-heating interrelated to speed, protection, attachment method and ambient conditions as well electronics and supply voltage must be considered for precise thermal dimensioning. Self-heating is supposed to approximate 3 K (IP 65 protection) respectively 8 K (IP 67 protection) per 1000 rpm. Operating the encoder close to the maximum limits requires measuring the real prevailing temperature at the encoder flange.

Terminal assignment

Cable

for connection reference -L

Core colour	W/o incremental	With incremental
white	0 V	0 V
brown	+Vs	+Vs
green	CAN_H	CAN_H
yellow	CAN_L	CAN_L
grey	CAN_GND	A+
pink	n.c.	A-
blue	n.c.	B+
red	n.c.	B-

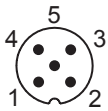
Screen: connected to housing

Cable data: 4 x 2 x 0.14 mm²

Flange connector M12, 5-pin

for connection reference -N

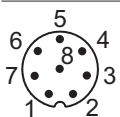
Pin	W/o incremental
1	CAN_GND
2	+Vs
3	0 V
4	CAN_H
5	CAN_L



Flange connector M12, 8-pin

for connection reference -B

Pin	With incremental
1	0 V
2	+Vs
3	CAN_H
4	CAN_L
5	A+
6	A-
7	B+
8	B-

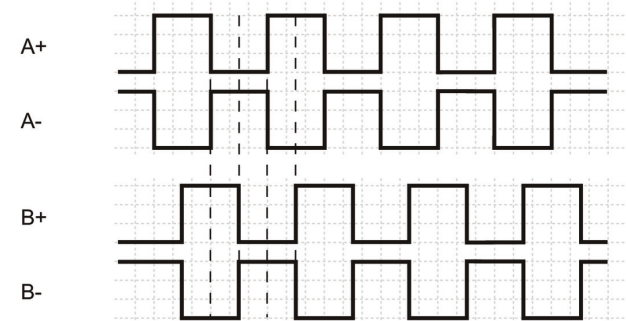


CANopen® features

Operating modes	Timer-driven (Event-Time) Synchronously triggered (Sync)
Node Monitoring	Heartbeat Node guarding
Programmable parameters	Operating modes Total resolution Scaling Electronic gear function
Diagnosis	Multiturn sensing Position error Temperature exceeding Speed exceeding
Default	50 kbit/s, Node ID 1 (DS406) 250 kbit/s, Node ID 4 (DS417)

Output signals

Incremental signals: clockwise rotating direction when looking at flange.



Trigger level

RS422	
Output level High	>2.3 V
Output level Low	<0.5 V
Load	<20 mA

Push-pull

Output level High	≥+VS -2.2 V
Output level Low	<0.7 V
Load	<20 mA

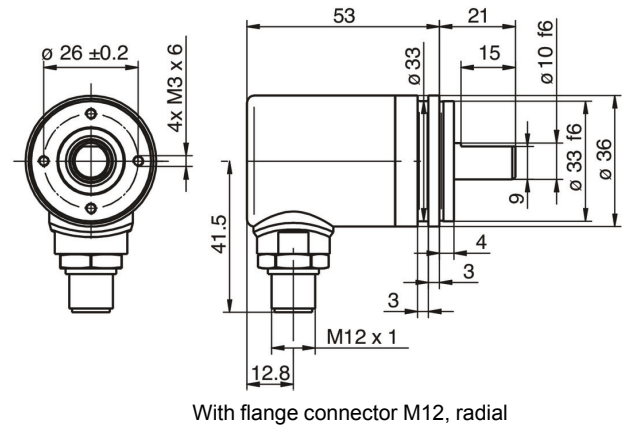
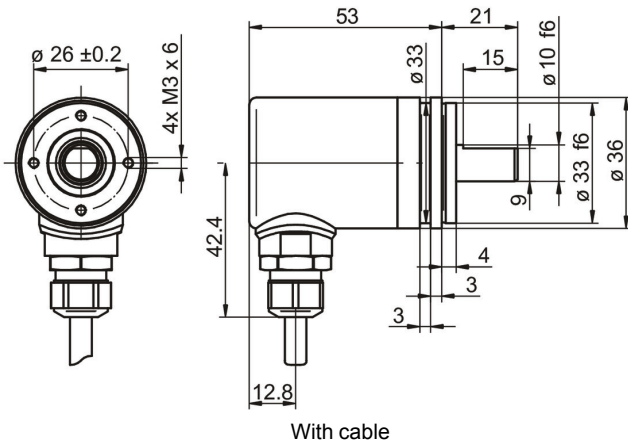
Applies to standard cable lengths up to 2 m, for longer cables the voltage drop must be taken into account.

EAM360-S - CANopen®

Solid shaft with synchro flange

Magnetic single- or multturn encoders 14 bit ST / 18 bit MT

Dimensions



EAM360-S - CANopen®

Solid shaft with synchro flange

Magnetic single- or multturn encoders 14 bit ST / 18 bit MT

Ordering reference

	EAM360	-	S	W	A	.	#	#	##	.	14	##	#	.	A
Product	EAM360														
Shaft type															
Solid shaft			S												
Flange (shaft)															
Synchro flange, ø33 mm, M3				W											
Shaft															
ø10 x 16 mm, with flat					A										
Protection class															
IP 65								5							
IP 67								7							
Connection															
Flange socket radial, M12, 8-pin, male contacts, CCW									B						
Cable radial, 2 m									L						
Flange socket radial, M12, 5-pin, male contacts, A-coded									N						
Voltage supply / interface															
10...30 VDC, CANopen (DS 406)									C6						
10...30 VDC, CANopen Lift (DS 417)									C7						
Resolution Singleturn															
14 Bit											14				
Resolution Multiturn															
No option												00			
18 Bit												18			
Resolution supplement															
No option													0		
4096 ppr TTL (RS422), 4 channels													H		
2048 ppr TTL (RS422), 4 channels													8		
1024 ppr TTL (RS422), 4 channels													5		
Operating temperature															
-40...+85 °C															A