

## EN580E.IL-TT12.GA1H1.01024.K

Through hollow shaft, 1024 pulses per revolution

Article number: 11245970

### Overview

- Size ø58 mm
- Precise optical sensing
- Output signal level HTL
- Pulses per revolution 1024
- High connection flexibility thanks to flexible connector M12



### Technical data

#### Technical data - electrical ratings

Voltage supply	8...30 VDC
Reverse polarity protection	Yes
Short-circuit proof	Yes
Consumption w/o load	≤70 mA
Pulses per revolution	1024
Phase shift	90 ° ±10°
Duty cycle	40...60 %
Reference signal	Zero pulse, width 90° ±10 %
Sensing method	Optical
Output frequency	≤160 kHz (HTL)
Output signals	A+, B+, R+, A-, B-, R-
Output stages	HTL/push-pull
Interference immunity	EN 61000-6-2
Emitted interference	EN 61000-6-4
Approval	UL Class 2

#### Technical data - mechanical design

Size (flange)	ø58 mm
Shaft type	ø12 mm (through hollow shaft)
Motor shaft tolerance	± 0.2 mm (axial offset) ≤ 0.1 mm (radial offset) ≤ 0.1 mm (concentricity)
Protection EN 60529	IP 54 (flange side) IP 65 (housing side)
Operating speed	≤6000 rpm (+25 °C)
Starting torque	≤0.04 Nm
Material	Housing: aluminium Solid shaft: stainless steel
Operating temperature	-25...+100 °C (see general information)
Relative humidity	95 % non-condensing
Resistance	EN 60068-2-6 Vibration 10 g, 10-2000 Hz EN 60068-2-27 Shock 100 g, 11 ms
Connection	Connector M12, 8-pin, flexible
Weight approx.	300 g

# EN580E.IL-TT12.GA1H1.01024.K

Through hollow shaft, 1024 pulses per revolution

Article number: 11245970

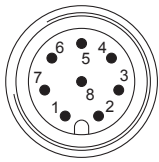
## General information

Self-heating correlated to installation and ambient conditions as well as to electronics and supply voltage must be considered for precise thermal dimensioning. Operating the encoder close to the maximum limits requires measuring the real prevailing temperature at the encoder flange.

## Terminal assignment

### Connector M12, 8-pin

Pin	Assignment
1	0 V
2	+Vs
3	A+
4	A-
5	B+
6	B-
7	R+
8	R-



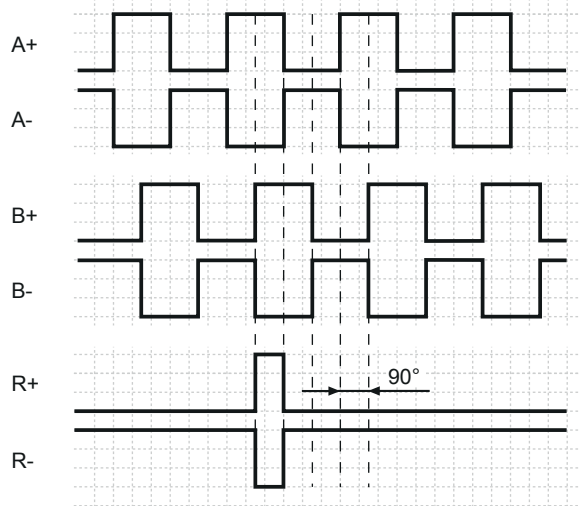
## Trigger level

Outputs	TTL/RS422
Output level High	$\geq 2.5 \text{ V}$
Output level Low	$\leq 0.5 \text{ V}$
Load	$\leq 20 \text{ mA}$

Outputs	HTL/Push-pull
Output level High	$\geq U_B - 3 \text{ V}$
Output level Low	$\leq 1.5 \text{ V}$
Load	$\leq 20 \text{ mA}$

## Output signals

Clockwise rotating direction when looking at flange.

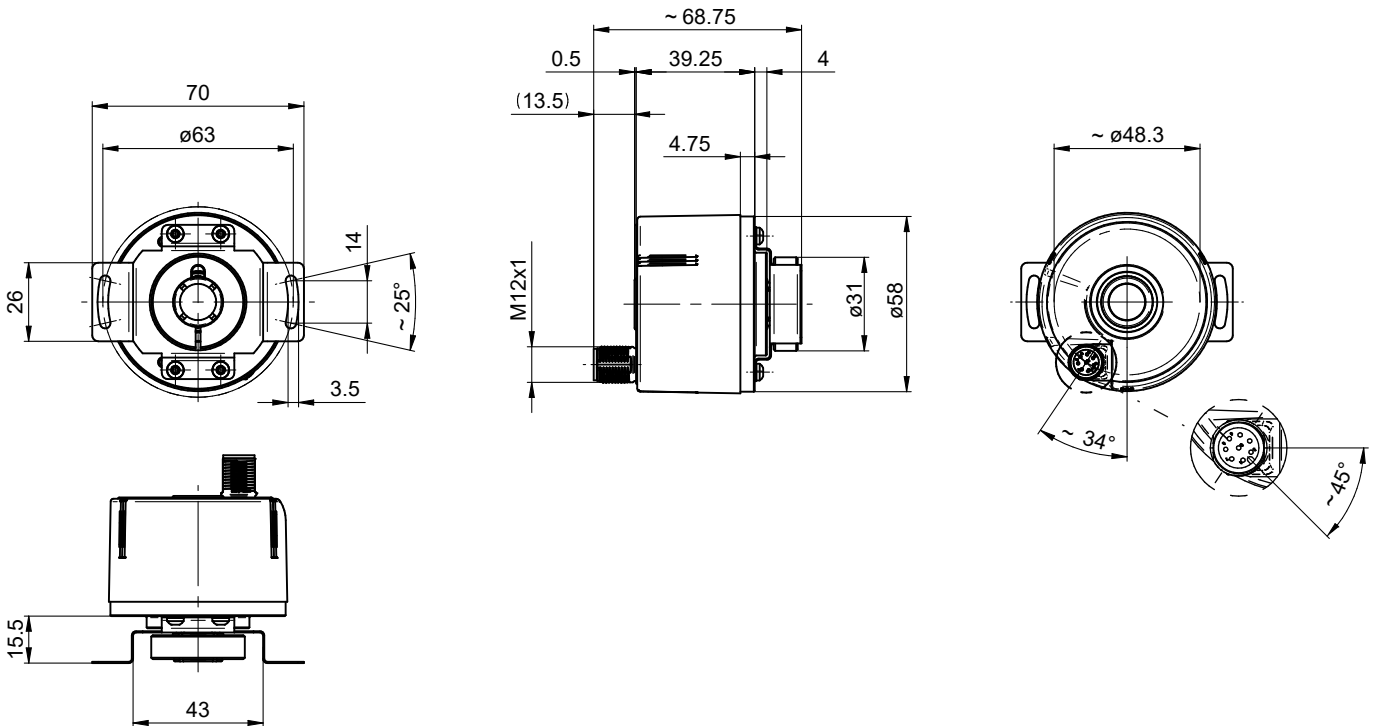


# EN580E.IL-TT12.GA1H1.01024.K

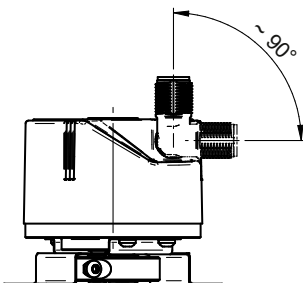
Through hollow shaft, 1024 pulses per revolution

Article number: 11245970

## Dimensions



Through hollow shaft, connector M12



Through hollow shaft, flexible connector M12

**EN580E.IL-TT12.GA1H1.01024.K**

Through hollow shaft, 1024 pulses per revolution

Article number: 11245970

**Accessories****Mounting accessories**

11066083	Mounting kit 006
11073119	Mounting kit 021
11067367	Mounting kit 028
11100198	Mounting kit 046
11113210	Mounting kit 047
11124300	Mounting kit 048
11106627	Fan cover clip 8 mm
11116921	Insulating sleeve ø10 mm/ø12 mm/25 mm long
11116923	Insulating sleeve ø12 mm/ø14 mm/25 mm long