


HEAG 151, 152, 153, 154

Digital converters (opto coupler transmitters) for signal level shifting, isolating and signal regeneration of HTL or TTL signals

Overview

- Signal level shifting from HTL → TTL or TTL → HTL
- Isolating signal cables to multiple receivers to avoid earth loops
- Regenerating of signals when transmitting over long distance



Technical data

Technical data - electrical ratings

Voltage supply	HEAG 151, 152: 5 VDC ±5 % HEAG 153, 154: 9...26 VDC
Consumption	≤5 mA
Inputs	HEAG 152, 154: HTL HEAG 151, 153: TTL
Input signals	K1 90° K2, K0 + inverted
Input frequency	HEAG 151, 153: 200 kHz HEAG 152, 154: 120 kHz
Outputs	HEAG 153, 154: HTL HEAG 151, 152: TTL

Technical data - electrical ratings

Load current (outputs)	HTL: 60 mA (average), 100 mA (peak) TTL: 25 mA (average), 75 mA (peak)
------------------------	---

Output signals	K1, K2, K0 + inverted
----------------	-----------------------

Technical data - mechanical design

Dimensions W x H x L	50 x 75 x 55 mm
Protection DIN EN 60529	IP 20
Operating temperature	-20...+50 °C
Mounting type	DIN rail housing EN 50022
Connection	Screw terminal connector

HEAG 151, 152, 153, 154

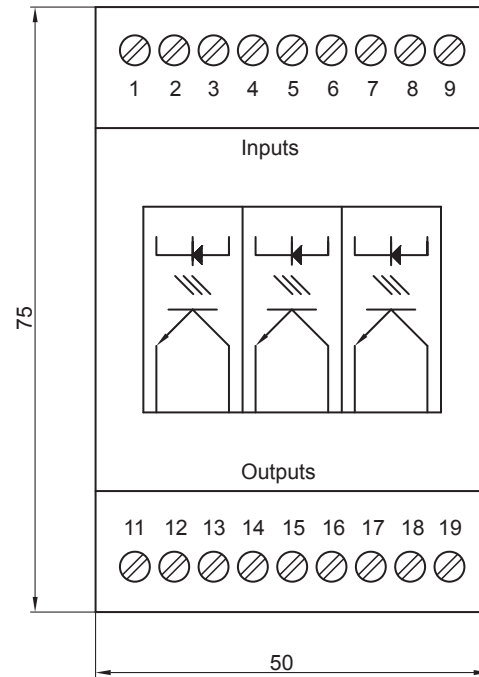
Digital converters (opto coupler transmitters) for signal level shifting, isolating and signal regeneration of HTL or TTL signals

Terminal assignment

Terminal	Assignment
1 *	Do not use
2	Do not use
3	Input K1
4	Input $\overline{K1}$ (K1 inverted)
5	Input K2
6	Input $\overline{K2}$ (K2 inverted)
7	Input K0 (zero pulse)
8	Input $\overline{K0}$ (zero pulse inverted)
9	Do not use
11	+UB (HEAG)
12 *	0 V
13	Output K1
14	Output $\overline{K1}$ (K1 inverted)
15	Output K2
16	Output $\overline{K2}$ (K2 inverted)
17	Output K0 (zero pulse)
18	Output $\overline{K0}$ (zero pulse inverted)
19	Do not use

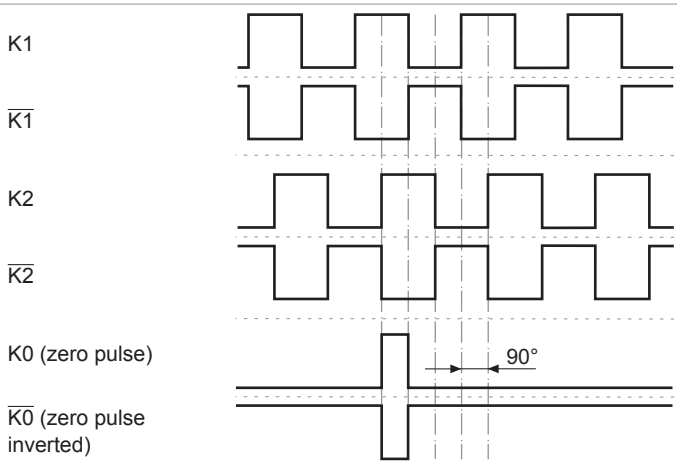
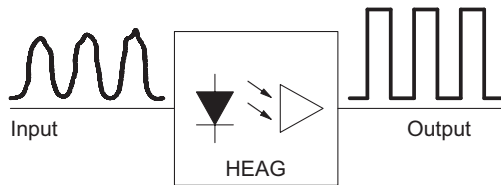
* No connection between 1 and 12

Dimensions



Height = 55

Output signals



HEAG 151, 152, 153, 154

Digital converters (opto coupler transmitters) for signal level shifting,
isolating and signal regeneration of HTL or TTL signals

Ordering reference

		HEAG15	#
Product			
Signal Processing		HEAG15	
Input/Output			
Input: TTL, Output: TTL			1
Input: HTL, Output: TTL			2
Input: TTL, Output: HTL			3
Input: HTL, Output: HTL			4