

## HEAG 151, 152, 153, 154

Digital converters (opto coupler transmitters) for signal level shifting, isolating and signal regeneration of HTL or TTL signals

### Overview

- Signal level shifting from HTL → TTL or TTL → HTL
- Isolating signal cables to multiple receivers to avoid earth loops
- Regenerating of signals when transmitting over long distance



### Technical data

#### Technical data - electrical ratings

Voltage supply	HEAG 151, 152: 5 VDC ±5 % HEAG 153, 154: 9...26 VDC
Consumption	≤5 mA
Inputs	HEAG 152, 154: HTL HEAG 151, 153: TTL
Input signals	K1 90° K2, K0 + inverted
Input frequency	HEAG 151, 153: 200 kHz HEAG 152, 154: 120 kHz
Outputs	HEAG 153, 154: HTL HEAG 151, 152: TTL

#### Technical data - electrical ratings

Load current (outputs)	HTL: 60 mA (average), 100 mA (peak) TTL: 25 mA (average), 75 mA (peak)
------------------------	---

Output signals	K1, K2, K0 + inverted
----------------	-----------------------

#### Technical data - mechanical design

Dimensions W x H x L	50 x 75 x 55 mm
Protection EN 60529	IP 20
Operating temperature	-20...+50 °C
Mounting type	DIN rail housing EN 50022
Connection	Screw terminal connector

# HEAG 151, 152, 153, 154

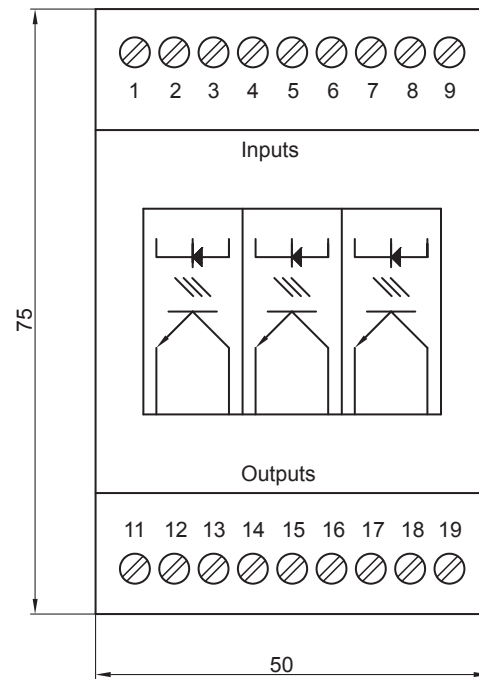
Digital converters (opto coupler transmitters) for signal level shifting, isolating and signal regeneration of HTL or TTL signals

### Terminal assignment

Terminal	Assignment
1 *	Do not use
2	Do not use
3	Input K1
4	Input $\overline{K1}$ (K1 inverted)
5	Input K2
6	Input $\overline{K2}$ (K2 inverted)
7	Input K0 (zero pulse)
8	Input $\overline{K0}$ (zero pulse inverted)
9	Do not use
11	+UB (HEAG)
12 *	0 V
13	Output K1
14	Output $\overline{K1}$ (K1 inverted)
15	Output K2
16	Output $\overline{K2}$ (K2 inverted)
17	Output K0 (zero pulse)
18	Output $\overline{K0}$ (zero pulse inverted)
19	Do not use

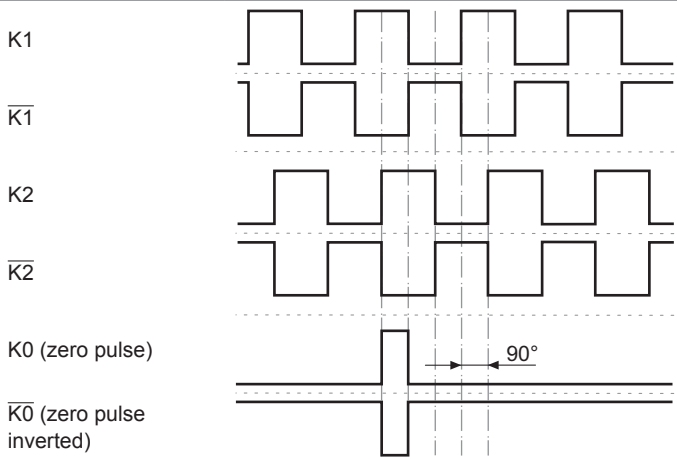
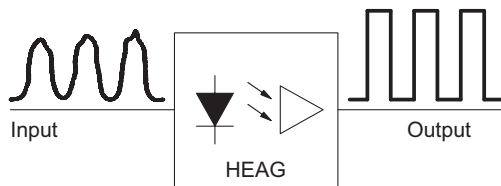
\* No connection between 1 and 12

### Dimensions



Height = 55

### Output signals



# HEAG 151, 152, 153, 154

Digital converters (opto coupler transmitters) for signal level shifting,  
isolating and signal regeneration of HTL or TTL signals

## Ordering reference

		HEAG15	#
<b>Product</b>			
Signal Processing		HEAG15	
<b>Input/Output</b>			
Input: TTL, Output: TTL			1
Input: HTL, Output: TTL			2
Input: TTL, Output: HTL			3
Input: HTL, Output: HTL			4