

# HMG10-T - Profibus DP

Through hollow shaft

Profibus-DPV0 or DPV2 / 13 bit ST / 16 bit MT / Speed switch

## Overview

- Magnetic sensing method
- Function display via LEDs
- Multiturn sensing with Energy Harvesting technology "MicroGen", without gear or battery
- Two-sided bearing system with hybrid bearings
- Special protection against corrosion CX (C5-M)



Picture similar

**HUBNER**  
BERLIN  
A Baumer Brand

**microGen**  
Energy Harvesting

## Technical data

### Technical data - electrical ratings

Voltage supply	10...30 VDC
Short-circuit proof	Yes
Consumption w/o load	≤200 mA
Initializing time	≤ 500 ms after power on
Interface	Profibus-DPV0/V2
Function	Multiturn
Transmission rate	9.6 ... 12000 kBaud
Device address	Rotary switches in bus connecting box
Steps per revolution	8192 / 13 bit
Number of revolutions	65536 / 16 bit
Additional outputs	Square-wave TTL/HTL, TTL/RS422
Sensing method	Magnetic
Interference immunity	EN 61000-6-2
Emitted interference	EN 61000-6-3
Programmable parameters	Steps per revolution Number of revolutions Preset, scaling, rotating direction
Diagnostic function	Position or parameter error
Status indicator	DUO-LED (bus connecting box) 4 LEDs in device back side
Approval	CE UL approval / E217823 EAC

### Technical data - electrical ratings (speed switch)

Switching accuracy	± 2 % (or 1 Digit)
Switching outputs	1 output (Open collector, solid state relay on request)

### Technical data - electrical ratings (speed switch)

Output switching capacity	30 VDC; ≤100 mA
Switching delay time	≤20 ms

### Technical data - mechanical design

Size (flange)	ø105 mm
Shaft type	ø16...20 mm (through hollow shaft)
Flange	Support plate, 360° freely positionable
Protection EN 60529	IP 66/IP 67
Operating speed	≤6000 rpm
Range of switching speed	ns (off) = ±2...6000 rpm
Operating torque typ.	10 Ncm
Rotor moment of inertia	950 gcm <sup>2</sup>
Admitted shaft load	≤450 N axial ≤650 N radial
Material	Housing: aluminium alloy Shaft: stainless steel
Corrosion protection	IEC 60068-2-52 Salt mist for ambient conditions CX (C5-M) according to ISO 12944-2
Operating temperature	-40...+85 °C
Relative humidity	95 % non-condensing
Resistance	IEC 60068-2-6 Vibration 30 g, 10-2000 Hz IEC 60068-2-27 Shock 400 g, 1 ms
Weight approx.	2.2 kg (depending on version)
Connection	Bus connecting box Terminal box incremental

## Optional

- Integrated speed switch
- Additional output incremental with zero pulse

# HMG10-T - Profibus DP

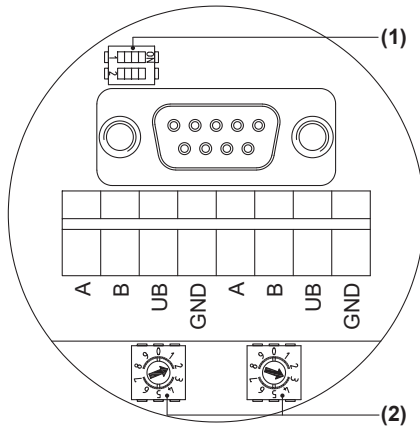
Through hollow shaft

Profibus-DPV0 or DPV2 / 13 bit ST / 16 bit MT / Speed switch

## Terminal assignment

### Profibus-DP - View A (see dimension)

View inside bus connecting box Profibus

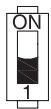


Terminals of the same significance are internally connected and identical in their functions. Max. load on the internal terminal connections UB-UB and GND-GND is 1 A each.

### Terminating resistor (1)

ON = Last user

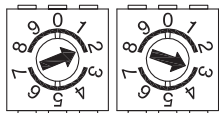
OFF = User x



### User address (2)

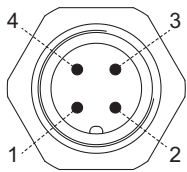
Defined by rotary switch.

Example: User address 23



### View A1 (see dimension)

View into connector bus "voltage supply"



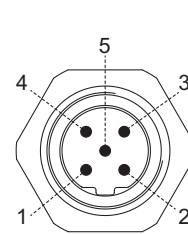
Connector M12 (male)  
4-pin, A-coded

Pin	Connection
1	UB
2	dnu
3	GND
4	dnu

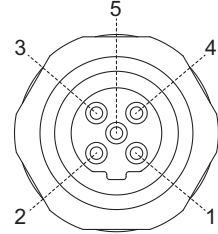
## Terminal assignment

### View A2 and A3 (see dimension)

View into connector bus „data transmission“



Connector M12 (male, **A2**)  
5-pin, B-coded



Connector M12 (female, **A3**)  
5-pin, B-coded

Pin	Connection
2	A
4	B

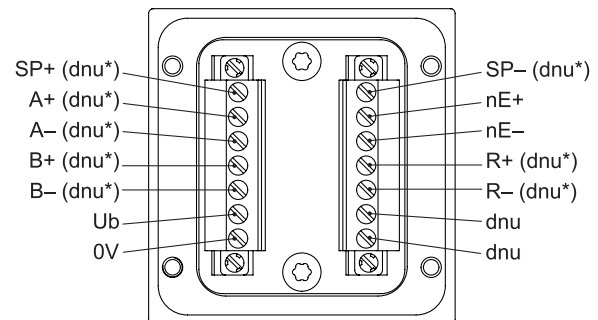
### View B (see dimension)

Connecting terminal terminal box

Speed switch /

additional output II (HTL, TTL)

\* Assignment depends on encoder version



## Terminal significance

### Profibus

Connection	Description
GND	Ground for UB
UB	Voltage supply 10...30 VDC
A	Negative serial data transmission
B	Positive serial data transmission
dnu	Do not use

# HMG10-T - Profibus DP

Through hollow shaft

Profibus-DPV0 or DPV2 / 13 bit ST / 16 bit MT / Speed switch

## Terminal significance

Ub	Voltage supply
0V	Ground
A+	Output signal channel 1
A-	Output signal channel 1 inverted
B+	Output signal channel 2
B-	Output signal channel 2 inverted
R+	Zero pulse (reference signal)
R-	Zero pulse inverted
nE+	System OK+ / error output
nE-	System OK- / error output inverted
SP+	DSL_OUT1 / speed switch
SP-	DSL_OUT2 / speed switch
dnv	Do not use

## Profibus-DP features

Bus protocol	Profibus-DP V0
Features	Device Class 1 and 2
Data exchange functions	Input: Position value Output: Preset value
Preset value	The „Preset“ parameter can be used to set the encoder to a predefined value that corresponds to a specific axis position of the system.
Parameter functions	Rotating direction: The relationship between the rotating direction and rising or falling output code values can be set in the operating parameter. Scaling: The parameter values set the number of steps per turn and the overall resolution.
Diagnostic	The encoder supports the following error messages: ■ Position error
Factory setting	User address 00

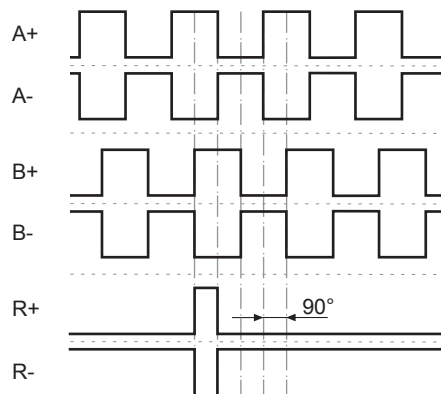
## Profibus-DP features

Bus protocol	Profibus-DP V2
Features	Device Class 3 and 4
Data exchange functions	Input: Position value Output: Preset value
Preset value	The „Preset“ parameter can be used to set the encoder to a predefined value that corresponds to a specific axis position of the system.
Parameter functions	Rotating direction: The relationship between the rotating direction and rising or falling output code values can be set in the operating parameter. Scaling: The parameter values set the number of steps per turn and the overall resolution.
Diagnostic	The encoder supports the following error messages: ■ Position error
Factory setting	User address 00

## Output signals

### Additional output II (HTL/TTL)

At positive rotating direction (see dimension)



## Trigger level

### Incremental HTL/TTL

Electrically isolated:

The output TTL/HTL ( $V_{in} = V_{out}$ ) at the additional output II is electrically isolated and requires a separate power supply.

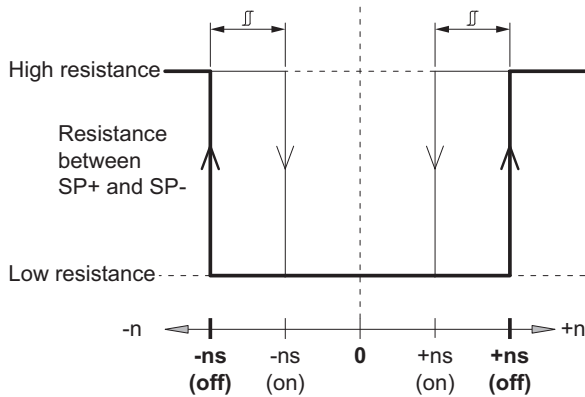
Trigger level	TTL/RS422
High / Low	$\geq 2.5 \text{ V} / \leq 0.5 \text{ V}$
Transmission length	$\leq 550 \text{ m @ } 100 \text{ kHz}$
Output frequency	$\leq 600 \text{ kHz}$
Trigger level	TTL/HTL ( $V_{in} = V_{out}$ )
High / Low	$\geq 2.5 \text{ V} / \leq 0.5 \text{ V (TTL)}$ $\geq U_b - 3 \text{ V} / \leq 1.5 \text{ V (HTL)}$
Transmission length	$\leq 550 \text{ m @ } 100 \text{ kHz (TTL)}$ $\leq 350 \text{ m @ } 100 \text{ kHz (HTL)}$
Output frequency	$\leq 600 \text{ kHz (TTL)}; \leq 350 \text{ kHz (HTL)}$

## HMG10-T - Profibus DP

Through hollow shaft

Profibus-DPV0 or DPV2 / 13 bit ST / 16 bit MT / Speed switch

### Switching characteristics speed switch



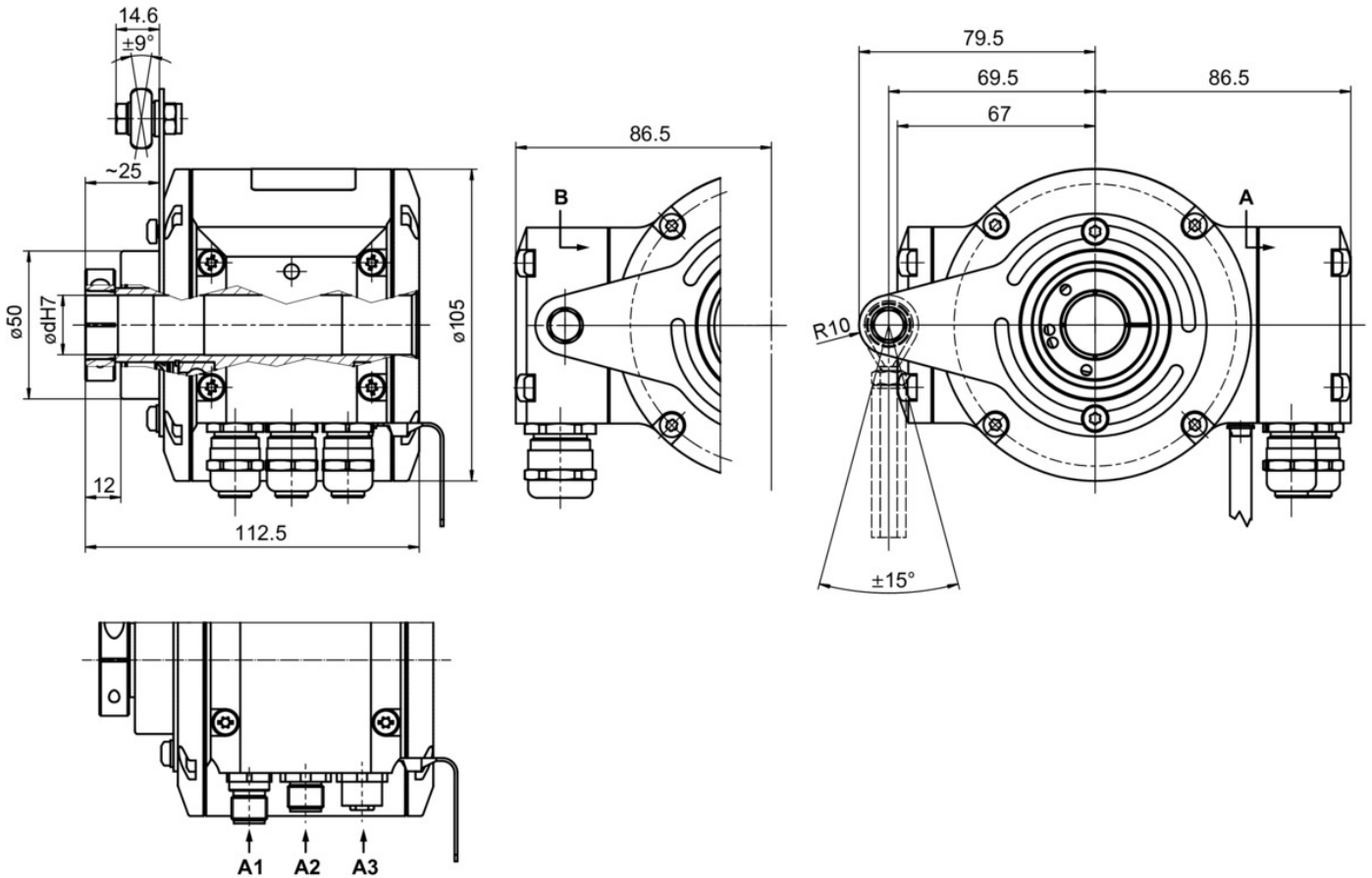
n	Speed
<b>+ns (off)</b>	Switch-off speed at shaft rotation in positive rotating direction ( <i>see dimension</i> ).
<b>-ns (off)</b>	Switch-off speed at shaft rotation in negative rotating direction ( <i>see dimension</i> ).
	Switching hysteresis $\Delta$ : 10...100 % (factory setting = 10 % min. 1 Digit)
<b>+ns (on)</b>	Switch-on speed at shaft rotation in positive rotating direction ( <i>see dimension</i> ).
<b>-ns (on)</b>	Switch-on speed at shaft rotation in negative rotating direction ( <i>see dimension</i> ).

## HMG10-T - Profibus DP

Through hollow shaft

Profibus-DPV0 or DPV2 / 13 bit ST / 16 bit MT / Speed switch

### Dimensions



Through hollow shaft with terminal box

# HMG10-T - Profibus DP

Through hollow shaft

Profibus-DPV0 or DPV2 / 13 bit ST / 16 bit MT / Speed switch

## Ordering reference

	HMG10	#	-	T	H	#	.	#	#	##	.	3	#	0	0	#	.	A
<b>Product</b>																		
Absolute encoder	HMG10																	
<b>Digital speed switch</b>																		
Without			-															
With			D															
<b>Shaft type</b>																		
Through hollow shaft				T														
<b>Flange (Hollow shaft)</b>																		
Support (Support plate) for torque arm, hybrid bearings					H													
<b>Protection class</b>																		
IP 66 and IP 67, optimized for dusty, abrasive environment					D													
IP 66 and IP 67, optimized for oily, wet environment					L													
<b>Through hollow shaft</b>																		
Ø16 mm, clamping ring, A end																	C	
Ø20 mm, clamping ring, A end																	F	
Ø16 mm, keyway																	P	
<b>Connection</b>																		
Bus connecting box with 3 cable glands M16, radial																	5	
Bus connecting box with 3 connectors M12, radial																	3	
Bus connecting box with 3 cable glands M16, radial + terminal box with 1 cable gland M20, radial																	F	
Bus connecting box with 3 connectors M12, radial + terminal box with 1 cable gland M20, radial																	G	
<b>Supply voltage (field bus)</b>																		
10...30 VDC, Profibus-DPV0																	P0	
10...30 VDC, Profibus-DPV2																	P2	
<b>Resolution singleturn position</b>																		
13 Bit																	3	
<b>Resolution multiturn position</b>																		
No multiturn signal																	0	
16 Bit																	6	
<b>Resolution speed</b>																		
No speed signal																	0	
<b>Resolution supplement I</b>																		
No additional output I																	0	
<b>Resolution supplement II</b>																		
No additional output II																	0	
512 ppr TTL/HTL push-pull (Vin=Vout), 6 channels, electrically isolated																	1	
512 ppr TTL (RS422), 6 channels																	2	
1024 ppr TTL/HTL push-pull (Vin=Vout), 6 channels, electrically isolated																	5	
1024 ppr TTL (RS422), 6 channels																	6	
2048 ppr TTL/HTL push-pull (Vin=Vout), 6 channels, electrically isolated																	9	
2048 ppr TTL (RS422), 6 channels																	4	
3072 ppr TTL/HTL push-pull (Vin=Vout), 6 channels, electrically isolated																	7	
3072 ppr TTL (RS422), 6 channels																	8	
4096 ppr TTL/HTL push-pull (Vin=Vout), 6 channels, electrically isolated																	K	
4096 ppr TTL (RS422), 6 channels																	J	
5000 ppr TTL/HTL push-pull (Vin=Vout), 6 channels, electrically isolated																	G	
5000 ppr TTL (RS422), 6 channels																	H	
8192 ppr TTL/HTL push-pull (Vin=Vout), 6 channels, electrically isolated																	Q	
8192 ppr TTL (RS422), 6 channels																	P	

# HMG10-T - Profibus DP

Through hollow shaft

Profibus-DPV0 or DPV2 / 13 bit ST / 16 bit MT / Speed switch

## Ordering reference

HMG10 # - T H # . # # ## . 3 # 0 0 # . A

### Operating temperature

-40...+85 °C

A

(1) Please specify the exact switching speed in addition to the part number (factory setting).

It may happen that not all variants of the type code can be combined. Any restrictions can be found in the web configurator at [www.baumer.com](http://www.baumer.com) or on request.

## Accessories

### Mounting accessories

11043628	Torque arm M6, length 67...70 mm
11004078	Torque arm M6, length 120...130 mm (≥71 mm)
11054917	Torque arm M6 insulated, length 67...70 mm
11072795	Torque arm M6 insulated, length 120...130 mm (≥71 mm)
11082677	Torque arm M6 insulated, length 425...460 mm (≥131 mm)
11077197	Mounting kit for torque arm size M6 and earthing strap
11077087	Mounting and dismounting set