

## Overview

- Distance measuring
- 0 ... 3 mm
- PNP / push-pull
- IO-Link
- flylead connector M8
- 20 ... 70 °C
- IP 67



Picture similar



## Technical data

### General data

Mounting type	Quasi-flush
Special type	Linearized
Type	Distance measuring
Measuring distance Sd	0 ... 3 mm
Resolution	< 0.005 mm (High Accuracy Mode)
Repeat accuracy	< 0.01 mm
Adjustment	IO-Link
Teach	Single point, Two point, Window
Linearity error	± 10 µm (S = 0 ... 2 mm) ± 90 µm (S = 0 ... 3 mm)
Temperature drift	± 2 % (Full Scale; S = 0 ... 2 mm) ± 6 % (Full Scale; S = 0 ... 3 mm)
Hysteresis	< 99 % (adjustable)

### Electrical data

Response time (factory characteristic)	< 1 ms
Switching frequency	< 1.25 kHz
Voltage supply range +Vs	8 ... 30 VDC
Current consumption max. (no load)	15 mA
Output circuit	PNP Push-pull IO-Link
Output current	< 50 mA
Short circuit protection	Yes

### Electrical data

Reverse polarity protection	Yes
-----------------------------	-----

### Mechanical data

Type	Rectangular
Housing material	Stainless steel
Dimension	8 mm
Housing length	24.6 mm
Connection types	Flylead connector PUR M8, L=200 mm
Tightening torque max.	0.8 Nm

### Ambient conditions

Operating temperature	-20 ... +70 °C
Protection class	IP 67

### Communication interface

Interface	IO-Link V1.1
Baud rate	230,4 kBaud (COM 3)
Cycle time	≥ 0.6 ms
Process data length	32 Bit
Process data structure	Bit 0 = SSC1 (distance) Bit 1 = SSC2 (distance) Bit 3 = alarm Bit 4 = SSC3 (frequency) Bit 5 = SSC4 (counter) Bit 16-31 = 16 Bit measurement
IO-Link port type	Class A

# IF08.D03L-Q25.GP11.7VNU

Inductive distance sensors - miniature

Article number: 11244232

## Technical data

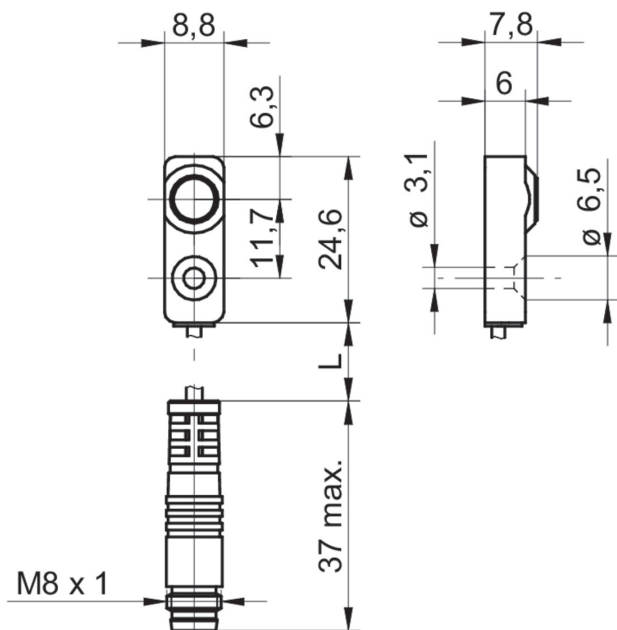
### Communication interface

Adjustable parameters	Measuring range
	Switching point
	Switching hysteresis
	Measured value filtering
	Time filters
	Output logic
	Output circuit
	Counter
	Deactivate the sensor element

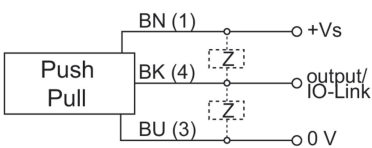
### Communication interface

Additional data	Distance
	Frequency
	Operating cycles
	Operating hours
	Boot cycles
	Operating voltage
	Device temperature
	Histograms

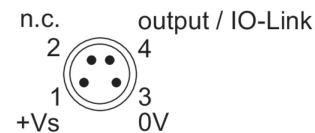
## Dimension drawing



## Connection diagram



## Pin assignment



## Resolution

