

Overview

- distance measuring
- 0 ... 6 mm
- PNP / push-pull
- IO-Link Dual-channel
- connector M12
- 25 ... 75 °C
- IP 67



Picture similar



Technical data

General data

Mounting type	Flush
Special type	Linearized
Type	Distance measuring
Measuring distance Sd	0 ... 6 mm
Resolution	< 0,003 mm (High Accuracy Mode)
Repeat accuracy	< 0,01 mm
Adjustment	IO-Link
Teach	Single point, Two point, Window
Linearity error	± 25 µm (S = 0 ... 4 mm) ± 60 µm (S = 0 ... 6 mm)
Temperature drift	± 2 % (Full Scale; S = 0 ... 4 mm) ± 3 % (Full Scale; S = 0 ... 6 mm)
Hysteresis	< 99 % (adjustable)
Power on indication	LED green
Output indicator	LED yellow

Electrical data

Response time (factory characteristic)	< 1 ms
Switching frequency	< 1 kHz
Voltage supply range +Vs	8 ... 36 VDC
Current consumption max. (no load)	20 mA
Output circuit	PNP Push-pull IO-Link dual channel

Electrical data

Output current	< 100 mA
Short circuit protection	Yes
Reverse polarity protection	Yes

Communication interface

Interface	IO-Link V1.1
Baud rate	230,4 kBaud (COM 3)
Cycle time	≥ 0,6 ms
Process data length	32 Bit
Process data structure	Bit 0 = SSC1 (distance) Bit 1 = SSC2 (distance) Bit 3 = alarm Bit 4 = SSC3 (frequency) Bit 5 = SSC4 (counter) Bit 16-31 = 16 Bit measurement
IO-Link port type	Class A
Adjustable parameters	Measuring range Switching point Switching hysteresis Measured value filtering Time filters LED status indicators Output logic Output circuit Counter Deactivate the sensor element Find Me function

Technical data

Communication interface

Additional data	Distance
	Frequency
	Operating cycles
	Operating hours
	Boot cycles
	Operating voltage
	Device temperature
	Histograms

Mechanical data

Type	Cylindrical threaded
------	----------------------

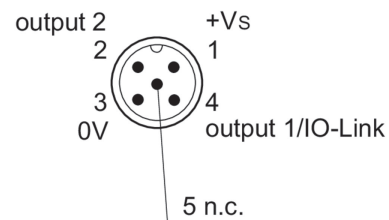
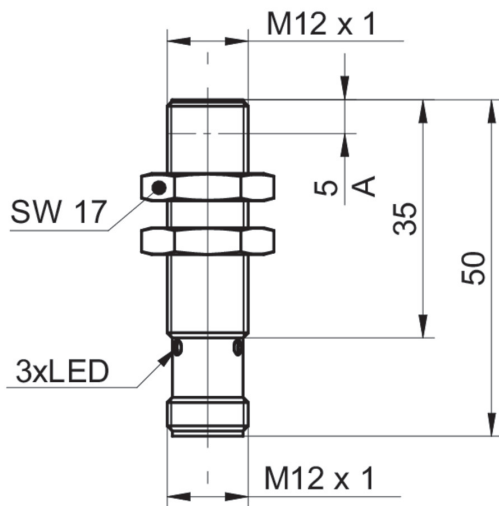
Mechanical data

Housing material	Brass nickel plated
Dimension	12 mm
Housing length	50 mm
Connection types	Connector M12
Tightening torque max.	15 Nm (Front: 10 Nm)

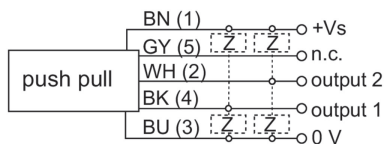
Ambient conditions

Operating temperature	-25 ... +75 °C
Protection class	IP 67

Dimension drawing



Connection diagram



Resolution

