


Overview

- 0 ... 8 mm
- voltage output
- flylead connector DT04-3P 3 pin
- -40 ... 85 °C
- Protection class IP68 / IP69K



Picture similar



Technical data

General data		Electrical data	
Mounting type	Flush	Short circuit protection	Yes
Special type	Linearized Vehicle	Reverse polarity protection	No
Measuring distance Sd	0 ... 8 mm	Conducted interference	ISO 7637-2, ISO 16750-2, details see section "Test pulses"
Sensitivity	0,5 V/mm	Off-Highway Electromagnetic immunity	ISO 11452-4: 200mA ISO 11452-2: 100V/m Based on UN / ECE R10 Rev 5 ch. 6.8 (no ECE type approval available)
Resolution	< 0.008 mm (stat.) < 0.01 mm (dynam.)	Off-Highway Emission	EN 55011 Based on UN / ECE R10 Rev 5 ch. 6.5, 6.6 (no ECE type approval available)
Repeat accuracy	0.016 mm	Mechanical data	
Linearity error	± 120 µm	Type	Cylindrical threaded
Temperature drift	± 8 % (Full Scale)	Housing material	Brass nickel plated
Approvals/certificates	EN 60947-5-2 / EN 60947-5-7 EN 13309:2010 ^{1) 3)} EN ISO 14982:2009 ^{1) 2)} ISO 13766:2006 ¹⁾	Dimension	18 mm
Electrical data		Housing length	50 mm
Response time (factory characteristic)	< 1 ms	Connection types	Flylead connector DT04-3P 3 pin
Voltage supply range +Vs	7 ... 32 VDC , (12 V DC vehicle power)	Tightening torque max.	40 Nm (A: 28 Nm, B: 28 Nm)
Current consumption max. (no load)	15 mA	Ambient conditions	
Output circuit	Voltage output	Operating temperature	-40 ... +85 °C
Output signal	0,5 ... 4,5 VDC	Protection class	IP 68 (sensing face/sensor) IP 68 (1,5 m, 24 h) IP 69K (sensing face)
Load resistance	> 900 Ohm		

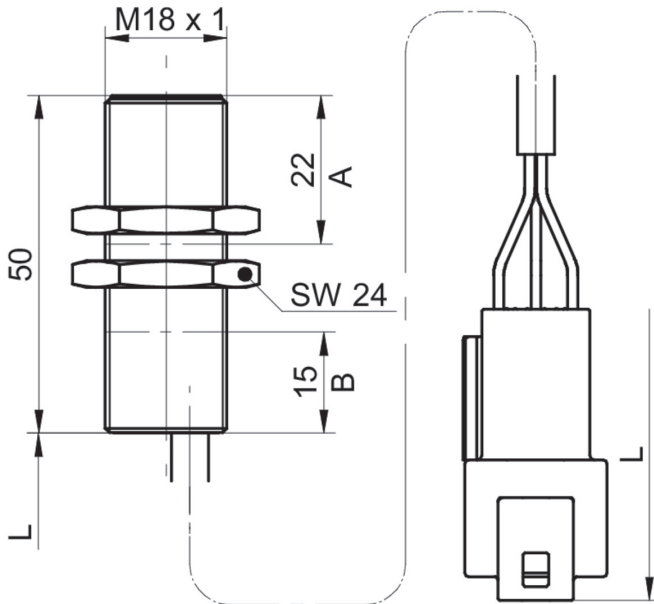
Remarks

- 1) only for use in machines with centralized load dump suppression (35 V DC)
- 2) shall not be used in the direct control and modification of the state of function of the machine
- 3) not for operations during engine start phase in 12 VDC / 24 VDC vehicle power

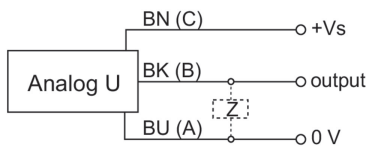
Test pulses

Test pulse (ISO 7637-2, ISO 16750-2)	1	2a	2b	3a	3b	4	5b
Severity level	IV	III	IV	III	III	III	
Functional status (12V/24V System)	C	A	C	A	A	C/B	A

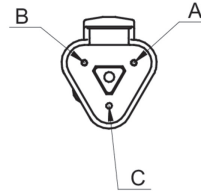
Dimension drawing



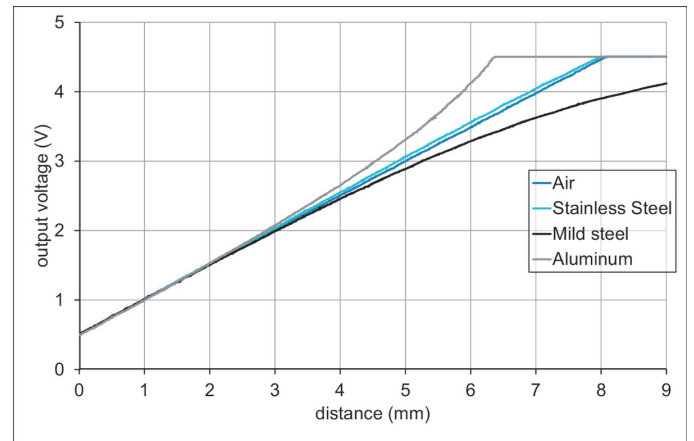
Connection diagram



Pin assignment



Flush mounted (typical)



Quasi flush mounted 1/3 Sd (typical)

