

**Overview**

- Most secure object detection due to the barrier principle
- Easy to adjust via line teach
- Intuitive Xpress Teach / 1-Step Teach method
- Robust housing with stainless steel spacer sleeves



Picture similar



**Technical data**

**General data**

Type	Through beam sensor
Emitter / receiver	Receiver
Actual range Sb	5 m
Nominal range Sn	6 m
Smallest object recognizable typ.	5 mm (0,5 mm with aperture)
Alignment / soiled lens indicator	Flashing output indicator
Output indicator	LED yellow
Power on indication	LED green
Sensitivity adjustment	Teach-in: remote / 1-Step Teach-in
Suppression of reciprocal influence	Yes

**Electrical data**

Response time / release time	< 0,5 ms
Voltage supply range +Vs	10 ... 30 VDC
Current consumption max. (no load)	20 mA (@ 30 VDC)
Current consumption typ.	16 mA (@ 24 VDC)

**Electrical data**

Voltage drop Vd	< 2 VDC
Output function	Dark operate
Output circuit	Push-pull
Output current	< 50 mA
Short circuit protection	Yes
Reverse polarity protection	Yes

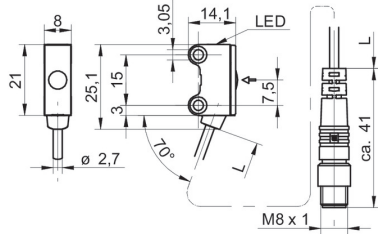
**Mechanical data**

Width / diameter	8 mm
Height / length	25,1 mm
Depth	14,1 mm
Type	Rectangular
Mechanical mounting	Sleeve smooth (stainless steel)
Housing material	Plastic (ASA, PMMA)
Front (optics)	PMMA
Connection types	Flylead connector M8 4 pin, L=200 mm
Cable characteristics	PVC / PVC 4 x 0,08 mm <sup>2</sup>

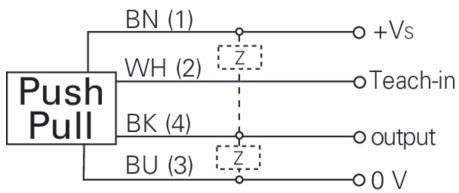
**Ambient conditions**

Operating temperature	-25 ... +50 °C
Protection class	IP 67

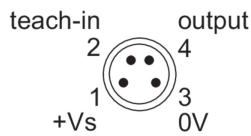
**Dimension drawing**



**Connection diagram**



**Pin assignment**



**Excess gain curve**

