

# O200.GR-NV1Z.72NV/H006\_BX30

Diffuse sensors with background suppression - miniature

Article number: 11212630

## Overview

- Outstanding reliability and unrivalled immunity against ambient light
- Reproducible and color-independent switching distances
- Fixed preset for the simplest commissioning
- Quick mounting by means of M3 threaded bushes made of stainless steel



Picture similar



## Technical data

### General data

Type	Background suppression
Sensing distance $T_w$	30 mm
Sensing range $T_b$	7 ... 30 mm
Smallest object recognizable typ.	0.25 mm at 30 mm
Power on indication	LED green
Alignment / soiled lens indicator	Flashing output indicator
Output indicator	LED yellow
Sensing distance adjustment	No
Suppression of reciprocal influence	Yes
Alignment optical axis	< 1,5°

### Light Source

Light source	Pulsed red LED
Wave length	644 nm

### Electrical data

Response time / release time	< 1 ms
Voltage supply range +Vs	10 ... 30 VDC
Current consumption max. (no load)	20 mA (@ 30 VDC)

### Electrical data

Current consumption typ.	16 mA (@ 24 VDC)
Voltage drop $V_d$	<2 VDC
Output function	Light / dark operate
Output circuit	NPN complementary
Output current	50 mA
Short circuit protection	Yes
Reverse polarity protection	Yes

### Mechanical data

Width / diameter	8 mm
Height / length	25.1 mm
Depth	14.1 mm
Design	Rectangular
Mechanical mounting	Threaded sleeves M3 (stainless steel)
Housing material	Plastic (ASA, PMMA)
Front (optics)	PMMA
Connection types	Flylead connector M8 4 pin, L=200 mm
Cable characteristics	PVC / PVC 4 x 0.08 mm <sup>2</sup>

### Ambient conditions

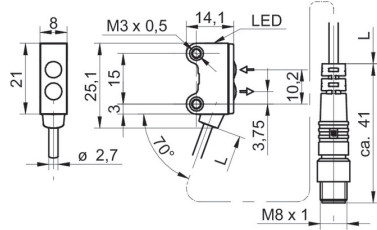
Protection class	IP 67
Operating temperature	-25 ... +50 °C

# O200.GR-NV1Z.72NV/H006\_BX30

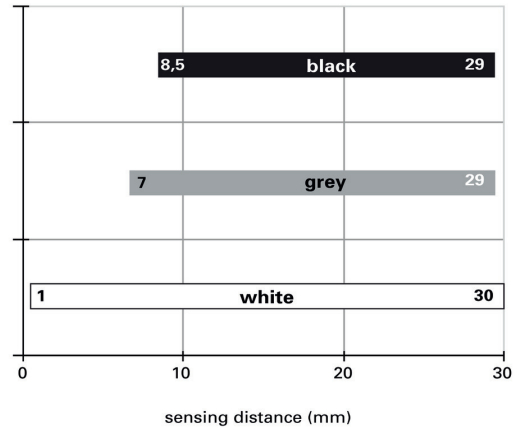
Diffuse sensors with background suppression - miniature

Article number: 11212630

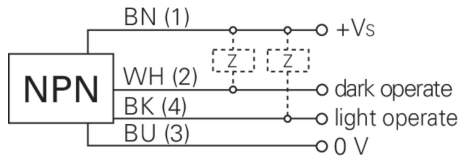
## Dimension drawing



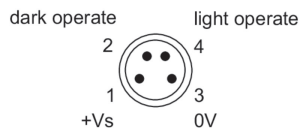
## Sensing distance diagram



## Connection diagram



## Pin assignment



## Beam characteristic (typically)

