

## Overview

- Outstanding reliability and unrivalled immunity against ambient light
- Reproducible and color-independent switching distances
- Fixed preset for the simplest commissioning
- Quick mounting by means of M3 threaded bushes made of stainless steel



Picture similar



## Technical data

### General data

Type	Background suppression
Light source	Pulsed red LED
Sensing distance Tw	30 mm
Sensing range Tb	7 ... 30 mm
Smallest object recognizable typ.	0,25 mm at 30 mm
Alignment / soiled lens indicator	Flashing output indicator
Power on indication	LED green
Output indicator	LED yellow
Sensing distance adjustment	No
Wave length	644 nm
Suppression of reciprocal influence	Yes
Alignment optical axis	< 1,5°

### Electrical data

Response time / release time	< 1 ms
Voltage supply range +Vs	10 ... 30 VDC
Current consumption max. (no load)	20 mA (@ 30 VDC)

### Electrical data

Current consumption typ.	16 mA (@ 24 VDC)
Voltage drop Vd	< 2 VDC
Output function	Light / dark operate
Output circuit	PNP complementary
Output current	< 50 mA
Short circuit protection	Yes
Reverse polarity protection	Yes

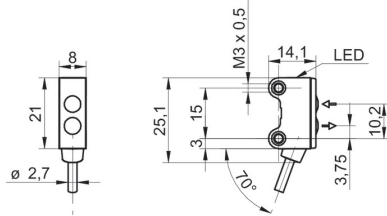
### Mechanical data

Width / diameter	8 mm
Height / length	25,1 mm
Depth	14,1 mm
Type	Rectangular
Mechanical mounting	Threaded sleeves M3 (stainless steel)
Housing material	Plastic (ASA, PMMA)
Front (optics)	PMMA
Connection types	Cable 4 pin, 2 m
Cable characteristics	PVC / PVC 4 x 0,08 mm <sup>2</sup>

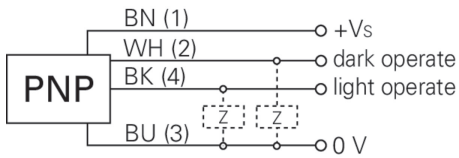
### Ambient conditions

Protection class	IP 67
Operating temperature	-25 ... +50 °C

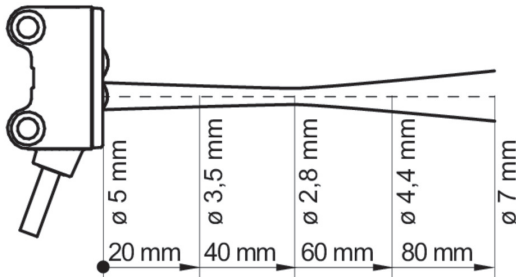
**Dimension drawing**



**Connection diagram**



**Beam characteristic (typically)**



**Sensing distance diagram**

