

Overview

- Extended functional reserve capacities for maximum reliability
- Baumer PinPoint LED: Small, homogeneous light spot with sharp edges
- Long-term stable detection of transparent objects thanks to compensation of environmental influences
- Manipulation-proof, simple teach-in via qTeach or line teach
- IO-Link for extended parameterization options and additional diagnostic data
- Robust housing with stainless steel spacer sleeves



Picture similar



Technical data

General data		Electrical data	
Type	Retro-reflective sensor	Voltage drop Vd	< 2 VDC
Version	Transparency object detection Single lens optics	Output function	Light / dark operate
Light source	Pulsed PinPoint LED	Output circuit	Push-pull
Actual range Sb	0,8 m	Output current	< 50 mA
Nominal range Sn	1 m	Short circuit protection	Yes
Polarization filter	Yes	Reverse polarity protection	Yes
Minimal signal attenuation	5 %	Communication interface	
Alignment / soiled lens indicator	Flashing output indicator	Baud rate	230,4 kBaud (COM 3)
Output indicator	LED yellow	Adjustable parameters	Switching point Time filters LED status indicators Output logic Counter Deactivate the sensor element Find Me function Teach-in mode
Power on indication	LED green	IO-Link port type	Class A
Sensitivity adjustment	Teach-in and IO-Link	Process data length	32 Bit
Wave length	644 nm	Process data structure	Bit 0 = SSC1 (presence) Bit 2 = quality Bit 3 = alarm Bit 5 = SSC4 (counter) Bit 16-31 = 16 Bit measurement
Suppression of reciprocal influence	Yes	Interface	IO-Link V1.1
Alignment optical axis	< 1,5°		
Electrical data			
Response time / release time	< 0,25 ms		
Jitter	< 0,06 ms		
Voltage supply range +Vs	10 ... 30 VDC		
Current consumption max. (no load)	40 mA (@ 10 VDC)		
Current consumption typ.	16 mA (@ 24 VDC)		

2021-05-06 The product features and technical data specified do not express or imply any warranty. Technical modifications subject to change.

Technical data

Communication interface

Additional data	Signal strength
	Excess gain
	Operating cycles
	Device temperature
Cycle time	≥ 0,6 ms

Mechanical data

Width / diameter	8 mm
Height / length	25,1 mm
Depth	15,8 mm
Type	Rectangular

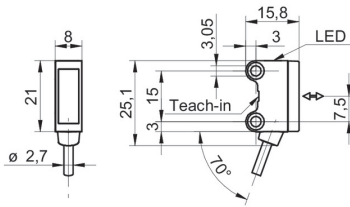
Mechanical data

Mechanical mounting	Sleeve smooth (stainless steel)
Housing material	Plastic (ASA, PMMA)
Front (optics)	PMMA
Connection types	Cable 4 pin, 2 m
Cable characteristics	PVC / PVC 4 x 0,08 mm ²

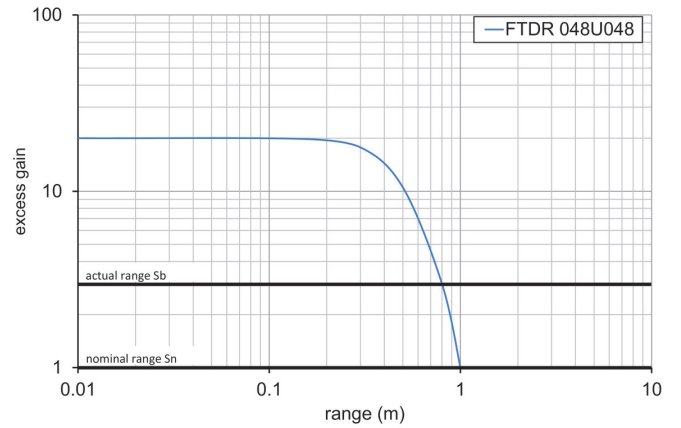
Ambient conditions

Operating temperature	-25 ... +50 °C
Protection class	IP 67

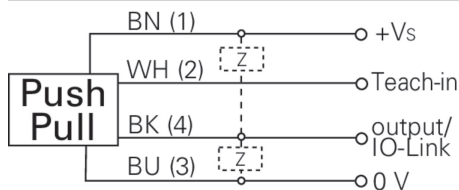
Dimension drawing



Excess gain curve



Connection diagram



Beam characteristic (typically)

