

Overview

- 60 ... 100 mm
- pulsed red laser diode
- analog
- Teach-in: button / external
- connector M8 4 pin
- 50 °C
- IP 67



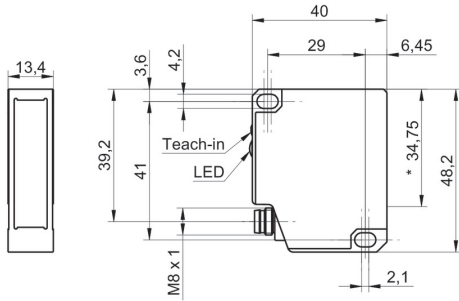
Picture similar



Technical data

General data		Electrical data	
Measuring distance Sd	60 ... 100 mm	Current consumption max. (no load)	80 mA
Adjustment	Teach-in: button / external	Output circuit	Analog
Teach-in range min.	> 4 mm	Output signal	0 ... 10 VDC
Power on indication	LED green	Load resistance	> 100 kOhm
Soiled lens indicator	LED red	Short circuit protection	Yes
Resolution	15 ... 38 µm	Reverse polarity protection	Yes, Vs to GND
Linearity error	± 0.047 ... 0.118 mm	Mechanical data	
Beam type	Line	Width / diameter	13.4 mm
Interference suppression	< 30 ms	Height / length	48.2 mm
Object reflectivity	> 0.8 %	Depth	40 mm
Temperature drift	< 0,07 % Sde/K	Type	Rectangular
Light Source		Housing material	Aluminum
Light source	Pulsed red laser diode	Front (optics)	Glass
Wave length	650 nm	Connection types	Connector M8 4 pin
Laser class	1	Ambient conditions	
Electrical data		Ambient light immunity	< 100 kLux
Response time / release time	< 2 ms	Protection class	IP 67
Voltage supply range +Vs	12 ... 28 VDC	Operating temperature	0 ... +50 °C

Dimension drawing



* emitter axis

Laser warning

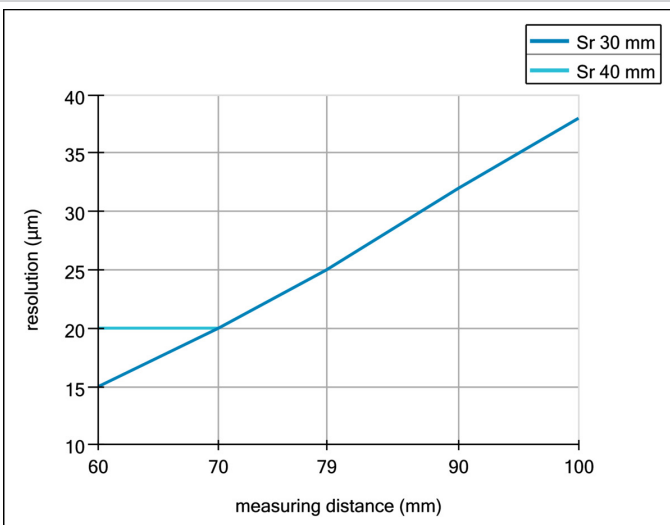
**CLASS 1 LASER
PRODUCT**

IEC 60825-1/2014
Complies with 21 CFR 1040.10 and 1040.11 except for conformance with IEC 60825-1 Ed. 3., as described in Laser Notice No. 56, dated May 8, 2019

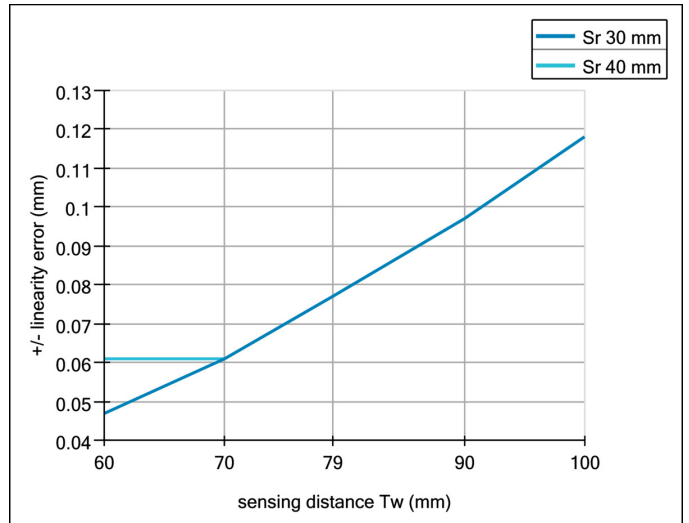
Connection diagram



Resolution



Linearity error



Beam characteristic (typically)

