

OADM 21I6480/S14F

Distance sensors

Article number: 10165289

Overview

- 100 ... 600 mm
- pulsed red laser diode
- analog
- Teach-in: button / external
- connector M12 8 pin, rotatable
- 50 °C
- IP 67



Picture similar



Technical data

General data

Measuring distance Sd	100 ... 600 mm
Beam diameter	2 mm
Adjustment	Teach-in: button / external
Teach-in range min.	> 10 mm
Power on indication	LED green
Soiled lens indicator	LED red
Resolution	1 ... 250 µm
Linearity error	± 0.07 ... 1 mm
Beam type	Point
Temperature drift	< 0,012 % Sde/K

Light Source

Light source	Pulsed red laser diode
Wave length	650 nm
Laser class	2

Electrical data

Response time / release time	< 4 ms
Voltage supply range +Vs	12 ... 28 VDC
Current consumption max. (no load)	100 mA

Electrical data

Output circuit	Analog
Output signal	4 ... 20 mA / 0 ... 10 VDC
Load resistance (analog I)	< (+Vs - 6 V) / 0,02 A
Load resistance (analog U)	> 100 kOhm
Output current	< 100 mA
Alarm output	PNP
Short circuit protection	Yes
Reverse polarity protection	Yes, Vs to GND

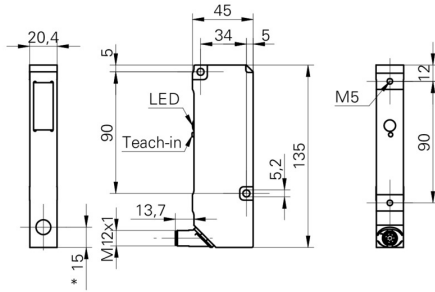
Mechanical data

Width / diameter	20.4 mm
Height / length	135 mm
Depth	45 mm
Type	Rectangular
Housing material	Aluminum
Front (optics)	Glass
Connection types	Connector M12 8 pin, rotatable

Ambient conditions


Ambient light immunity	< 10 kLux
Protection class	IP 67
Operating temperature	0 ... +50 °C

Dimension drawing



* emitter axis

Laser warning



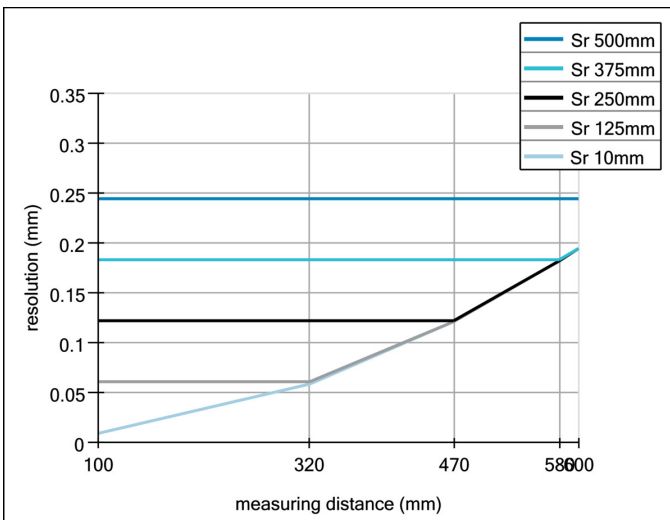
LASER RADIATION
DO NOT STARE INTO BEAM
Wavelength: 640...670nm
IEC 60825-1, Ed. 3, 2014
CLASS 2 LASER PRODUCT

IEC 60825-1/2014 Complies with 21 CFR 1040.10 and 1040.11 except for conformance with IEC 60825-1 Ed. 3., as described in Laser Notice No. 56, dated May 8, 2019

Connection diagram



Resolution



Linearity error

