

## Overview

- 200 ... 1000 mm
- pulsed red laser diode
- analog
- external
- connector M12 8 pin
- 50 °C
- IP 69K & proTect+



Picture similar



## Technical data

### General data

Measuring distance Sd	200 ... 1000 mm
Special type	Washdown design
Adjustment	External
Teach-in range min.	> 20 mm
Power on indication	LED green
Soiled lens indicator	LED red
Resolution	120 ... 2500 µm
Linearity error	± 0,48 ... 10 mm
Beam type	Line
Beam width	2,5 mm
Beam height	8,5 ... 35 mm
Temperature drift	< 0,06 % Sde/K
Approvals/certificates	Ecolab

### Light Source

Light source	Pulsed red laser diode
Wave length	650 nm
Laser class	2

### Electrical data

Response time / release time	< 0,9 ms
Voltage supply range +Vs	12 ... 28 VDC

### Electrical data

Current consumption max. (no load)	100 mA
Output circuit	Analog
Output signal	4 ... 20 mA / 0 ... 10 VDC
Load resistance (analog I)	< (+Vs - 6 V) / 0,02 A
Load resistance (analog U)	> 100 kOhm
Output current	< 100 mA
Alarm output	PNP
Short circuit protection	Yes
Reverse polarity protection	Yes, Vs to GND

### Mechanical data

Width / diameter	20,3 mm
Height / length	65 mm
Depth	51 mm
Type	Rectangular
Housing material	Stainless steel 1.4404 (V4A)
Front (optics)	PMMA
Connection types	Connector M12 8 pin

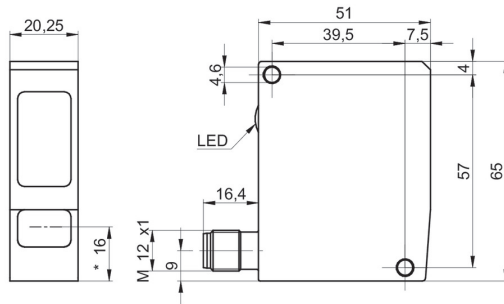
### Ambient conditions

Ambient light immunity	< 5 kLux
Operating temperature	0 ... +50 °C
Protection class	IP 69K & proTect+

### Remarks

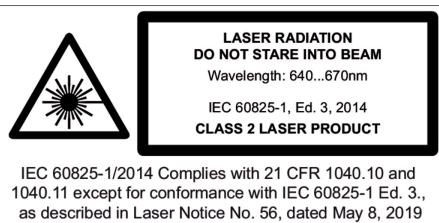
- Sensor FDA compliant and Ecolab approved
- Sensitivity adjustable: via Teach-in wire input
- For objects with a reflectivity < 7 % (OADR 2016x85/S14F) the response time/ release time is increased automatically up to 2.8 ms.

## Dimension drawing

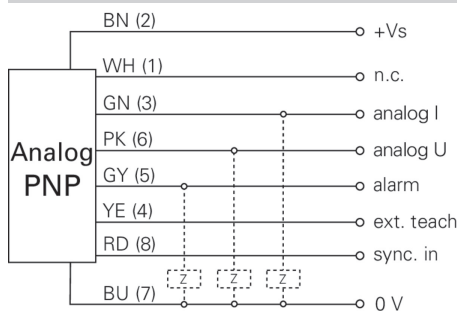


- \* emitter axis

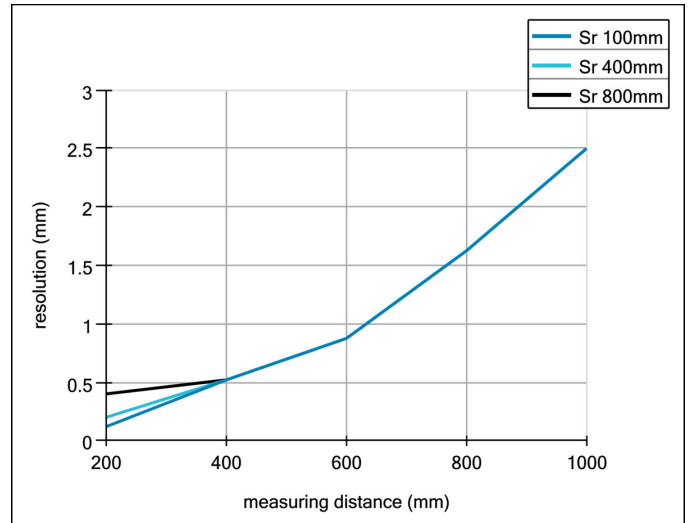
## Laser warning



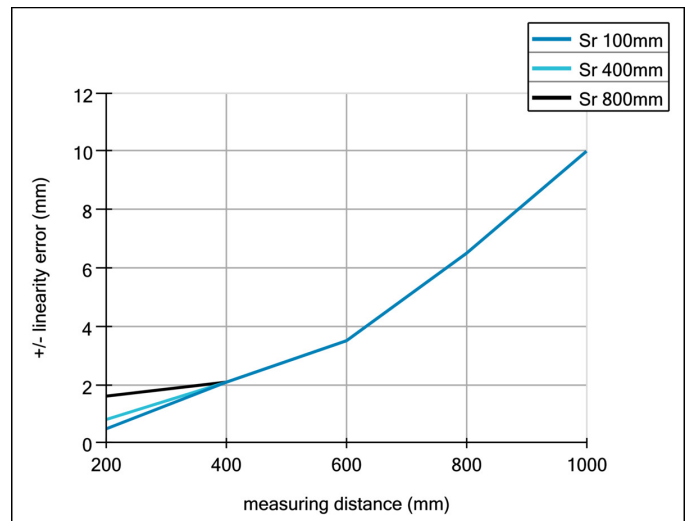
### Connection diagram



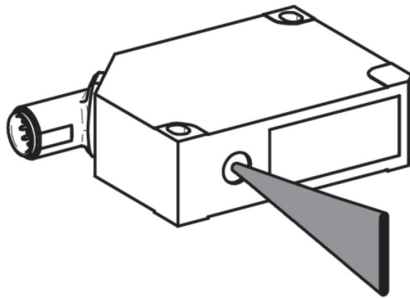
## Resolution



### Linearity error



**Beam characteristic (typically)**



**Alignment of the laserline**

