

Overview

- Automatic adjustment of exposure time for precise measurements on changing materials
- High immunity to ambient light for reliable measurements regardless of ambient conditions
- Point beam shape for a precise measurement



Picture similar



Technical data

General data

Type	Distance measuring
Measuring distance Sd	16 ... 26 mm
Measuring range Mr	10 mm
Adjustment	Teach-in: button / external
Power on indication	LED green
Output indicator	LED red
Repeat accuracy	4 ... 5 µm
Linearity error	± 0.13 % Mr
Beam type	Point
Temperature drift	0,01 % Sde/K

Light Source

Light source	Pulsed red laser diode
Wave length	660 nm
Laser class	1
Maximum pulse power	1 mW
Pulse duration	0.001 ... 1 ms
Pulse period	0.2 ... 3.4 ms

Electrical data

Response delay	0.4 ms
Measuring frequency	5000 Hz
Voltage supply range +Vs	12 ... 28 VDC
Current consumption max. (no load)	50 mA
Output circuit	Analog

Electrical data

Output signal	0 ... 10 VDC
Load resistance	> 100 kOhm
Short circuit protection	Yes
Reverse polarity protection	Yes, Vs to GND

Mechanical data

Width / diameter	13 mm
Height / length	37 mm
Depth	34.5 mm
Type	Rectangular, front view
Housing material	Die-cast zinc
Front (optics)	Glass
Connection types	Connector M8 4 pin
Weight	41 g

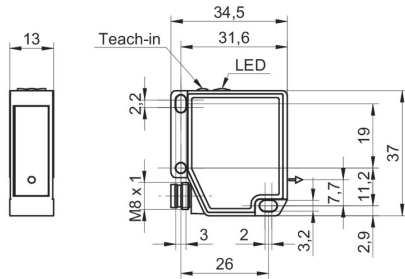
Ambient conditions

Ambient light immunity	< 100 kLux
Protection class	IP 67
Operating temperature	-10 ... +50 °C
Storage temperature	-20 ... +60 °C
Vibration (sinusoidal)	IEC 60068-2-6:2008 1 mm p-p at f = 10 - 55 Hz, duration 5 min per axis 30 min endurance at f = 55 Hz per axis
Shock (semi-sinusoidal)	IEC 60068-2-27:2009 30 g / 11 ms, 6 jolts per axis and direction

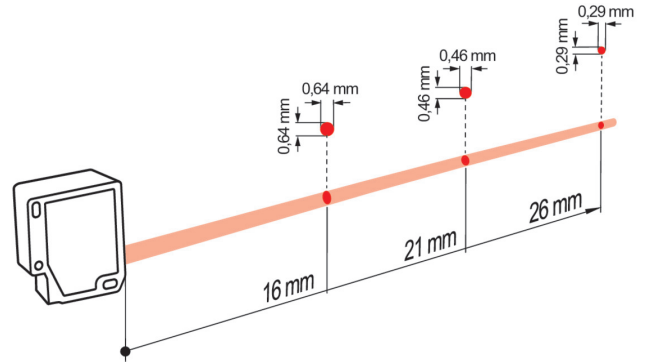
Remarks

- Measurement with Baumer standardized measuring equipment and targets (Measurement on 90% remission (white)).

Dimension drawing



Beam characteristic (typically)



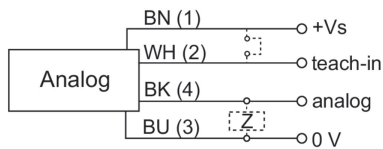
Laser warning

**CLASS 1 LASER
PRODUCT**

IEC 60825-1/2014

Complies with 21 CFR 1040.10 and 1040.11 except for conformance with IEC 60825-1 Ed. 3., as described in Laser Notice No. 56, dated May 8, 2019

Connection diagram



Pin assignment

