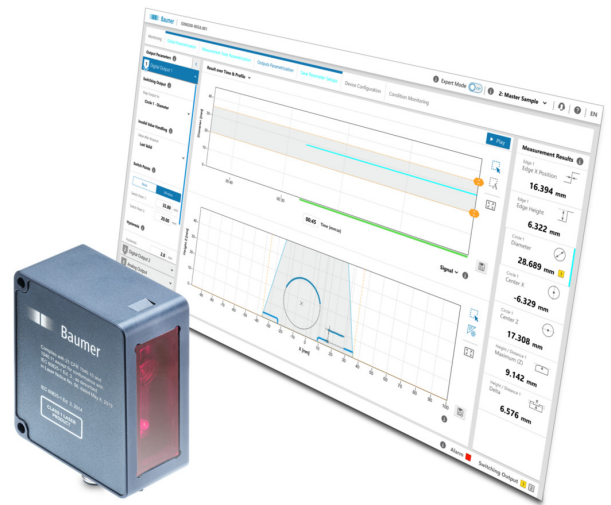


## Overview

- Easy-to-use Smart Profile Sensor with powerful tool set
- ROI tracking and combination of measurement values
- Visualisation and parametrisation with integrated webserver
- Compact One-Box-Design
- Modbus RTU and IO Link integrated



## Technical data

### General data

Type	Measuring mode (M): Height, Line/Angle, Area, Edge, Width/Gap, Intensity Edge, Circle, Caliper Z, Caliper X, Caliper Distance, Angle Gauge, Profile in x-z
Measurement range MR	100 mm
Clearance distance	150 mm
Working range (Sdc ... Sde)	150 ... 250 mm
Reference distance	200 mm
Field of view (@Sdc ... Sde)	75 ... 125 mm
Resolution X (@Sdc ... Sde)	125 ... 210 µm
Profiles per second	200 ... 500 Hz
Profile points	600 pixel
Resolution Z (@Sdc ... Sde)	24 ... 36 µm
Repeat accuracy Z	20 µm
Linearity deviation Z	± 0.2 % MR
Temperature drift	± 0.08 %Sde/K

### Light Source

Laser class	1
Laser wavelength	Red (660 nm)
Light point shape (at reference distance)	Line Length (x) 130 mm Line Width (z) 350 µm

### Interfaces and connectors

Software / parametrisation	Integrated Webserver for parametrisation
Interfaces / output circuit	Serial RS485, 2 x Switching Output, Analog Output
Protocols	Modbus RTU, IO-Link

### Electrical data

Voltage supply range +Vs	18 ... 30 VDC
--------------------------	---------------

### Electrical data

Analog output signal	4-20mA, 2-10mA, 0-10V, 0-5V
Switching outputs	2 x Outputs (Push-Pull)
Power supply	typ. 2.4W (100 mA max at 24 V)
Electrical connection	M12 12-pol, A-coded, male
Ethernet connection	USB-C for parametrisation
Trigger input specification	Low Level: < 2.5 V High Level: 8 V ... +Ub

### Mechanical data

Material	Case: Die-cast zinc, Front Cover: PMMA
Dimensions (W x H x D)	36 mm x 80 mm x 70 mm
Width	36 mm
Height	80 mm
Depth	70 mm
Weight	450 g

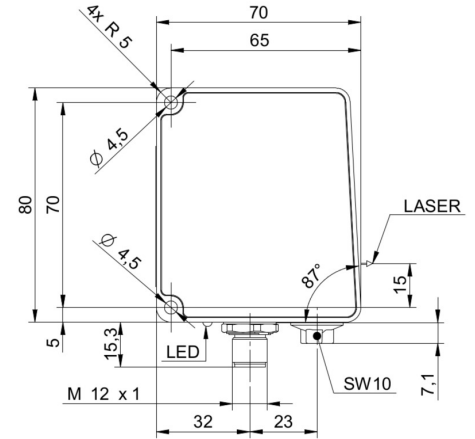
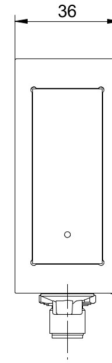
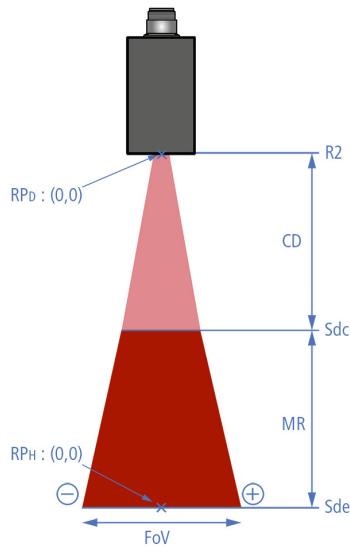
### Environmental conditions

Ambient temperature	0 ... +45 °C
Storage temperature	-10 ... +60 °C
Ambient humidity	20 ... 85 %
Protection class (IEC 60529)	IP65
Vibration (sinusoidal)	1 mm p-p at f = 10 - 55 Hz, duration 5 min per axis 30 min endurance at f = 55 Hz per axis IEC 60068-2-6:2008
Shock (semi-sinusoidal)	30 g / 11 ms, 6 jolts per axis and direction IEC 60068-2-27:2009
Ambient light immunity	< 25 kLux

### Conformity

Conformity	CE UL
------------	----------

## Technical drawings



## Pin assignment

### Electrical connection

M12 12-pol, A-coded, male

1	Power(18..30VDC)/2L+
2	GND/2M
3	n.c.
4	Analog Out
5	n.c.
6	OUT1/IO-LinkC/Q
7	RS485 / TX/RX+
8	OUT2
9	IN1 (sync in)
10	RS485 / TX/RX-
11	IO-Link L+
12	IO-Link L-

