

OZDK 10P5101/S35A

Diffuse contrast sensors - miniature

Article number: 10136503

Overview

- diffuse contrast sensor
- 3 ... 150 mm
- pulsed red laser diode
- PNP
- potentiometer, 5 turn
- connector M8 4 pin
- -10 ... 50 °C
- IP 67



Picture similar



Technical data

General data

Type	Diffuse contrast sensor
Light source	Pulsed red laser diode
Sensing distance Tw	3 ... 150 mm
Optimum operating distance	20 ... 40 mm
Detectable remission difference (on grey)	> 8 %
Repeat accuracy	< 0.2 mm at laser focus
Power on indication	LED green
Light indicator	LED yellow
Sensitivity adjustment	Potentiometer, 5 turn
Laser class	2
Distance to focus	40 mm
Wave length	650 nm

Electrical data

Response time / release time	< 0.05 ms
Voltage supply range +Vs	10 ... 30 VDC
Current consumption max. (no load)	50 mA

Electrical data

Current consumption typ.	40 mA
Voltage drop Vd	< 1.8 VDC
Output function	Light / dark operate
Output circuit	PNP
Output current	< 100 mA
Short circuit protection	Yes
Reverse polarity protection	Yes

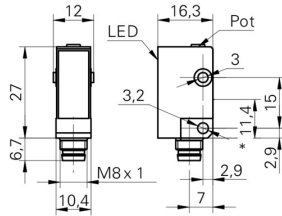
Mechanical data

Width / diameter	10.4 mm
Height / length	27 mm
Depth	16.3 mm
Type	Rectangular
Housing material	Plastic (ASA)
Front (optics)	PMMA
Connection types	Connector M8 4 pin

Ambient conditions


Protection class	IP 67
Operating temperature	-10 ... +50 °C

Dimension drawing



- * emitter axis

Laser warning



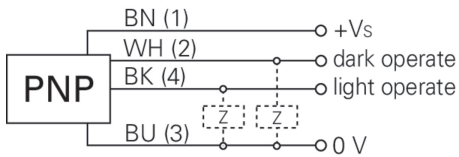
LASER RADIATION
DO NOT STARE INTO BEAM

Wavelength: 640...670nm

IEC 60825-1, Ed. 3, 2014
CLASS 2 LASER PRODUCT

IEC 60825-1/2014 Complies with 21 CFR 1040.10 and 1040.11 except for conformance with IEC 60825-1 Ed. 3., as described in Laser Notice No. 56, dated May 8, 2019

Connection diagram



Beam characteristic (typically)

