

PMG10P - PROFINET

Solid shaft $\varnothing 11$ mm with EURO flange B10 or housing foot B3 / PROFINET / 13 bit ST / 16 bit MT
 Speed switch, number of pulses and switching speed freely programmable

Overview

- Magnetic sensing method
- Function display via LEDs
- Multiturn sensing with Energy Harvesting technology "MicroGen", without gear or battery
- Two-sided bearing system with hybrid bearings
- Special protection against corrosion CX (C5-M)



Picture similar

HUBNER
 BERLIN
 A Baumer Brand

microGen
 Energy Harvesting

Technical data

Technical data - electrical ratings

Voltage supply	10...30 VDC
Short-circuit proof	Yes
Consumption w/o load	≤ 200 mA
Initializing time	≤ 500 ms after power on
Interface	PROFINET
Function	Multiturn
Transmission rate	100 MBaud
Device address	Automatic address designation
Steps per revolution	8192 / 13 bit
Number of revolutions	65536 / 16 bit
Additional outputs	Square-wave TTL/HTL, TTL/RS422
Sensing method	Magnetic
Interference immunity	EN 61000-6-2
Emitted interference	EN 61000-6-3
Programming interface	RS485 (≤ 600 m)
Programmable parameters	Bus system: see bus features Additional output (number of pulses), switch-off and switch-on speeds
Diagnostic function	Position or parameter error
Status indicator	DUO-LED and LEDs link/activity in bus connecting box 4 LEDs in device back side
Approval	CE UL approval / E217823 EAC

Technical data - electrical ratings (speed switch)

Switching accuracy	± 2 % (or 1 Digit)
Switching outputs	1 output (Open collector, solid state relay on request)

Technical data - electrical ratings (speed switch)

Output switching capacity	30 VDC; ≤ 100 mA
Switching delay time	≤ 20 ms

Technical data - mechanical design

Size (flange)	$\varnothing 115$ mm
Shaft type	$\varnothing 11$ mm solid shaft
Flange	EURO flange B10 Housing foot B3
Protection EN 60529	IP 66/IP 67
Operating speed	≤ 6000 rpm
Range of switching speed	ns (off) = ± 2 ...6000 rpm, factory setting 6000 rpm
Operating torque typ.	10 Ncm
Rotor moment of inertia	1 kgcm ²
Admitted shaft load	≤ 450 N axial ≤ 650 N radial
Material	Housing: aluminium alloy Shaft: stainless steel
Corrosion protection	IEC 60068-2-52 Salt mist for ambient conditions CX (C5-M) accord- ing to ISO 12944-2
Operating temperature	-40...+85 °C
Relative humidity	95 % non-condensing
Resistance	IEC 60068-2-6 Vibration 30 g, 10-2000 Hz IEC 60068-2-27 Shock 400 g, 1 ms
Weight approx.	2.7 kg (depending on version)
Connection	Bus connecting box Terminal box incremental

PMG10P - PROFINET

Solid shaft $\varnothing 11$ mm with EURO flange B10 or housing foot B3 / PROFINET / 13 bit ST / 16 bit MT
Speed switch, number of pulses and switching speed freely programmable

Optional

- Integrated speed switch programmable
- Additional output incremental programmable

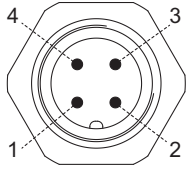
PMG10P - PROFINET

Solid shaft $\varnothing 11$ mm with EURO flange B10 or housing foot B3 / PROFINET / 13 bit ST / 16 bit MT
Speed switch, number of pulses and switching speed freely programmable

Terminal assignment

View A1 (see dimension)

View into connector bus "voltage supply"

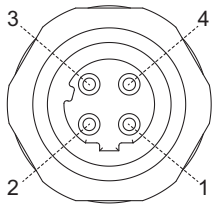


Connector M12 (male)
4-pin, A-coded

Pin	Connection
1	UB
2	dnu
3	GND
4	dnu

View A2 and A3 (see dimension)

View into connector bus „data transmission“



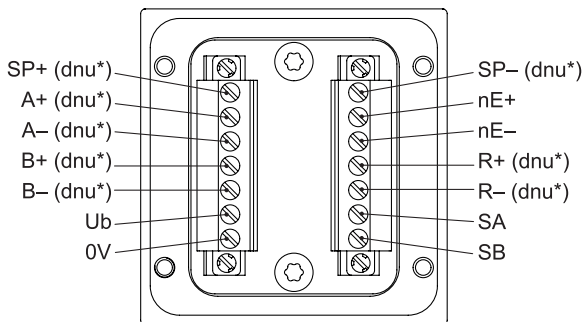
Connector M12 (female)
4-pin, D-coded

Pin	Connection
1	TxD+
2	RxD+
3	TxD-
4	RxD-

View B (see dimension)

Connecting terminal terminal box
Programming interface / speed switch /
additional output II (HTL, TTL)

* Assignment depends on encoder version



Terminal significance

Bus interface

Connection	Description
GND	Ground for UB
UB	Voltage supply 10...30 VDC
TxD+	Transmission data+
TxD-	Transmission data-
RxD+	Receiving data+
RxD-	Receiving data-
dnu	Do not use

Ub	Voltage supply
0V	Ground
A+	Output signal channel 1
A-	Output signal channel 1 inverted
B+	Output signal channel 2 (offset by 90° to channel 1)
B-	Output signal channel 2 inverted
R+	Zero pulse (reference signal)
R-	Zero pulse inverted
nE+	System OK+ / error output
nE-	System OK- / error output inverted
SP+	DSL_OUT1 / speed switch (open collector, solid state relay on request)
SP-	DSL_OUT2 / speed switch (0V, solid state relay on request)
SA	RS485+ / programming interface
SB	RS485- / programming interface
dnu	Do not use

PROFINET features

Bus protocol	PROFINET
Device profile	Encoder Profil PNO 3.162
Features	<ul style="list-style-type: none"> 100 MBaud Fast Ethernet IP address programmable Realtime (RT) Class 1, IRT Class 2, IRT Class 3
Process data	Position value 32 bit input data

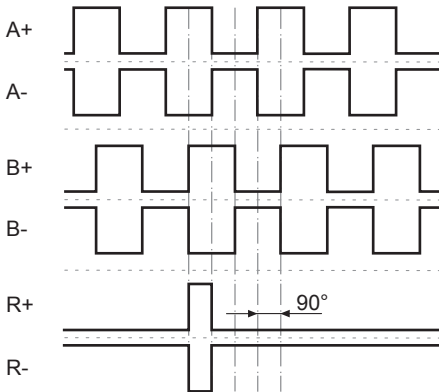
PMG10P - PROFINET

Solid shaft $\varnothing 11$ mm with EURO flange B10 or housing foot B3 / PROFINET / 13 bit ST / 16 bit MT
Speed switch, number of pulses and switching speed freely programmable

Output signals

Additional output II (HTL/TTL)

At positive rotating direction (see dimension)



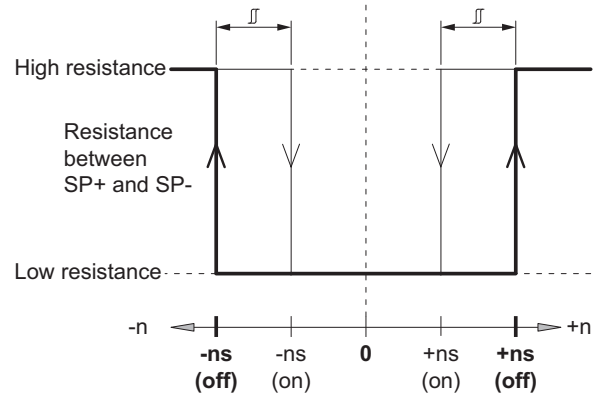
Trigger level

Incremental HTL/TTL

Electrically isolated:
The output TTL/HTL ($V_{in} = V_{out}$) at the additional output II is electrically isolated and requires a separate power supply.

Trigger level	TTL/RS422
High / Low	≥ 2.5 V / ≤ 0.5 V
Transmission length	≤ 550 m @ 100 kHz
Output frequency	≤ 600 kHz
Trigger level	TTL/HTL ($V_{in} = V_{out}$)
High / Low	≥ 2.5 V / ≤ 0.5 V (TTL) $\geq U_b - 3$ V / ≤ 1.5 V (HTL)
Transmission length	≤ 550 m @ 100 kHz (TTL) ≤ 350 m @ 100 kHz (HTL)
Output frequency	≤ 600 kHz (TTL); ≤ 350 kHz (HTL)

Switching characteristics speed switch



n	Speed
+ns (off)	Switch-off speed at shaft rotation in positive rotating direction (see dimension).
-ns (off)	Switch-off speed at shaft rotation in negative rotating direction (see dimension).
	Switching hysteresis Δ : 10...100 % (factory setting = 10 % min. 1 Digit)
+ns (on)	Switch-on speed at shaft rotation in positive rotating direction (see dimension).
-ns (on)	Switch-on speed at shaft rotation in negative rotating direction (see dimension).

PMG10P - PROFINET

Solid shaft ø11 mm with EURO flange B10 or housing foot B3 / PROFINET / 13 bit ST / 16 bit MT
 Speed switch, number of pulses and switching speed freely programmable

Ordering reference

	PMG10P	#	-	S	H	#	.	1	G	PN	.	3	6	0	0	#	.	A
Product	Absolute encoder	PMG10P																
Digital speed switch	Without			-														
	With			D														
Shaft type	Solid shaft				S													
Flange (Solid shaft)	EURO flange B10, hybrid bearings					H												
Protection class	IP 66 and IP 67, optimized for dusty, abrasive environment									D								
	IP 66 and IP 67, optimized for oily, wet environment									L								
Solid shaft	Ø11 mm, featherkey 4 mm																	1
Connection	Bus connecting box with 3 connectors M12, radial + terminal box with 1 cable gland M20, radial																	G
Supply voltage (field bus)	10...30 VDC, Profinet																	PN
Resolution singleturn position	13 Bit																	3
Resolution multiturn position	16 Bit																	6
Resolution speed	No speed signal																	0
Resolution supplement I	No additional output I																	0
Resolution supplement II	No additional output II																	0
	1024 ppr TTL/HTL push-pull (Vin=Vout), 6 channels, electrically isolated																	5
	1024 ppr TTL (RS422), 6 channels																	6
Operating temperature	-40...+85 °C																	

- (1) Switching speed 6000 rpm / factory setting, programmable
 (2) Factory setting, programmable

Accessories

Mounting accessories

	Spring disk coupling K 35 (shaft ø6...12 mm)
	Spring disk coupling K 50 (shaft ø11...16 mm)
	Spring disk coupling K 60 (shaft ø11...22 mm)
11238694	CAM12.WS13-11238694

Programming accessories

11190106	Z-PA.SDL.1 - WLAN-Adapter
----------	---------------------------