

## VCXG-241C.I

Gigabit Ethernet, 24,3 Megapixel, Color

Article number: 11702873

### Overview

- 5312 × 4592 px
- Sony IMX540
- 1.2" CMOS
- 5 fps
- Gigabit Ethernet



GEN*i*CAM



### Technical data

#### Sensor information

Sensor	Sony IMX540 Gen4
Mono/Color	Color
Sensor type	1.2" CMOS
Shutter type	Global shutter
Resolution	5312 × 4592 px
Pixel size	2.74 × 2.74 µm
Exposure time	0.001 ... 60000 ms

#### Data quality (EMVA 1288 typical)

Dark noise	2.15 e-
Saturation capacity	9580 e-
Dynamic range	70.6 dB
Signal-to-noise ratio	39.8 dB
Quantum efficiency	46.8 % @ 465 nm 54.1 % @ 535 nm 42.2 % @ 630 nm

#### Acquisition formats

Image formats, interface frame rate max.	Full Frame, 5312 × 4592 px, max. 5 fps Binning 2×2, 2656 × 2296 px, max. 5 fps Binning 2×1, 2656 × 4592 px, max. 5 fps Binning 1×2, 5312 × 2296 px, max. 5 fps
Image formats, acquisition frame rate max. (Burst Mode)	Full Frame, 5312 × 4592 px, max. 5 fps

#### Acquisition formats

Pixel formats	BayerRG8 BayerRG10 BayerRG12 BayerRG12 Packed Mono8 Mono10 Mono12 Mono12 Packed RGB8 BGR8
---------------	--

#### Image preprocessing

Analog controls	Gain (0 ... 48 dB) Offset (0 ... 255 LSB 12 Bit)
Color models	Mono Raw Bayer RGB BGR
Color processing	Integrated color processor for high quality color calculation

#### Camera features

Basic Functions	Exposure Gain / Color Gain Trigger / Exposure Active (Flash) Binning 2x2 Partial Scan Offset Free Running Mode (Live Image)
-----------------	---

# VCXG-241C.I

Gigabit Ethernet, 24,3 Megapixel, Color

Article number: 11702873

## Technical data

### Camera features

Auto Functions	Exposure Auto Gain Auto White Balance Auto Color Transformation Auto
Image Pre-processing	Image Flipping (X/Y) Color Processing (RGB, BGR, Mono) Color Enhancement (with optimized ColorTransformationMatrix) LUT / Gamma
Acquisition / Interface	Burst Mode Adjustable Framerate Device Link Throughput Limit Internal Image Buffer
Synchronization	free running trigger
Trigger sources	Hardware Software ActionCommand
Trigger delay	0 ... 2 sec, tracking and buffering of up to 256 trigger signals
Process Synchronization	Events Timer Trigger Delay Debouncer Counter Sequencer Trigger via Action CMD (GigE) Additional Output Modes (e.g. Trigger Ready) PWM (PWM Duration / PWM Duty Cycle) 4 power outputs with up to 120 W (max. 48 V / 2.5 A) Selectable Output format (e.g. Tri State, Push Pull) Chunk data inside transferred image Encoder support via Counter End trigger source
Additional Functions	User Set Integrated temperature sensor Readable additional information (e.g. sensor information) Save Custom Data
Internal image buffer	140 MB 2 image (Trigger Mode) 1 image (Free Running Mode)

### Interfaces and connectors

Data interface	Gigabit Ethernet, Transfer rate 1000 Mb/s/sec, Fast Ethernet, Transfer rate 100 Mb/s/sec, Connector: M12 / 8 pol x-coded, screwable type
----------------	--

### Interfaces and connectors

Process interface	M12 / 12 pins a-coded (SACC-CI-M12MS-12CON-L180)
Power supply	via M12/12 pins a-coded or Power over Ethernet (PoE)

### Mechanical data

Lens mount	C-mount
Width	40 mm
Height	40 mm
Depth	50.8 mm
Weight	≤ 137 g
Material	aluminum, hard-anodized

### Electrical data

Voltage supply range +Vs	12 ... 24 V DC (external power supply) 36 ... 57 V DC (Power over Ethernet)
Power consumption	approx. 2.9 W @ 12 VDC and 5 fps approx. 3.7 W @ 48 VDC (PoE) and 5 fps

### Non-volatile memory

Flash memory size	128 kB
-------------------	--------

### Environmental conditions

Operating temperature	0 ... +65 ° @ T = measurement point
Humidity	10 ... 90 % (non-condensing)
Protection class	IP 40 IP 54 (with mounted tube and cable) IP 65 (with mounted tube and cable) IP 67 (with mounted tube and cable) IP 69K (with stainless steel housing accessory)

### Digital I/Os

Lines	4 input lines 4 power output lines with pulse width modulation (PWM) (max. 48 V / max. 2.5 A)
Output line sources	Off Line 0-3 Exposure Active Timer1Active Readout Active UserOutput 1-4 TriggerReady

### Conformity

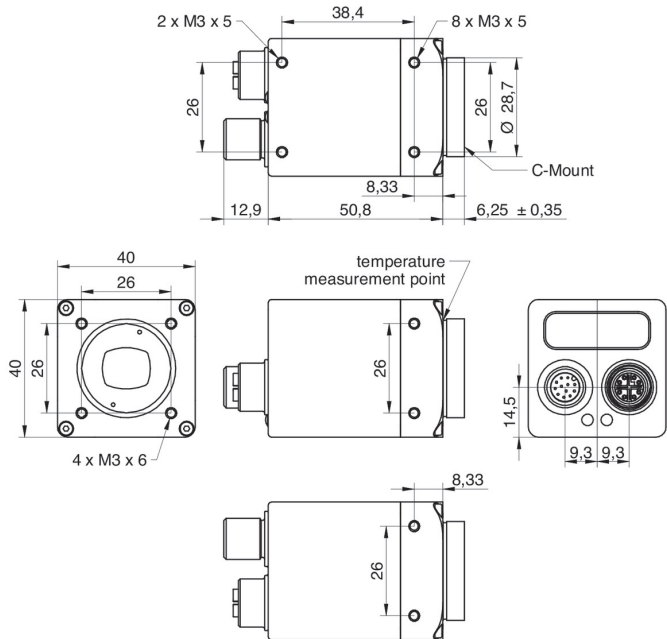
Conformity	CE RoHS
------------	------------

## VCXG-241C.I

Gigabit Ethernet, 24,3 Megapixel, Color

Article number: 11702873

### Dimension drawing



### Principle

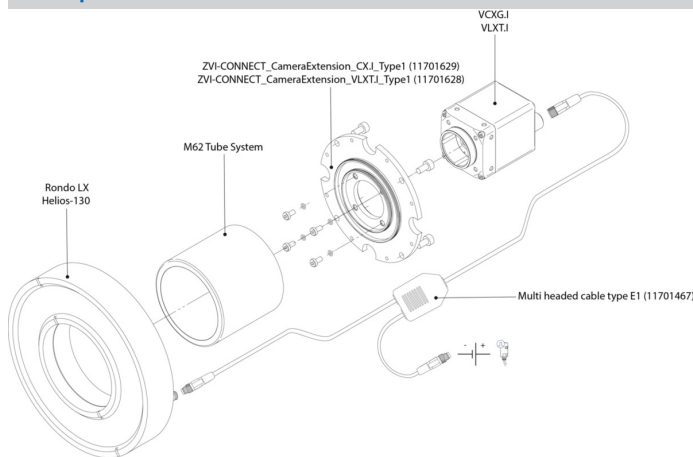
Optional accessories for protection class IP 65/67:



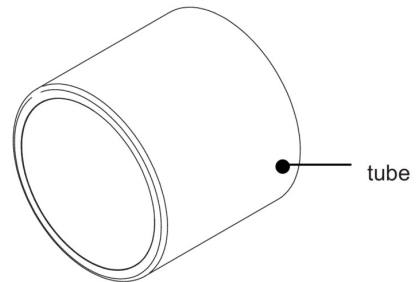
tube adapter

- hard-anodized, incl. sealing and screws  
Ø 49,5 mm (VCXG.I 11185373)  
Ø 65 mm (VCXG.I 11185377)  
Ø 95 mm (VCXG.I 11704311)  
Ø 65 mm (VLXT 11193125)  
Ø 95 mm (VLXT.EF 11704315)

### Principle



tube



- hard-anodized, cover glass PMMA  
Ø 49,5 mm, Length 44 mm (11185370)  
Ø 65 mm, Length 58 mm (11185374)  
Ø 95 mm, length 70 mm (11704312)
- hard-anodized, tempered laminated safety glass  
Ø 49,5 mm, Length 44 mm (11701124)  
Ø 65 mm, Length 58 mm (11701125)

## VCXG-241C.I

Gigabit Ethernet, 24,3 Megapixel, Color

Article number: 11702873

### Principle



distance ring

- hard-anodized, incl. sealing
  - Ø 49,5 mm, Length 6 mm (11185372)
  - Ø 49,5 mm, Length 12 mm (11185371)
  - Ø 49,5 mm, Length 36 mm (11211571)
  
  - Ø 65 mm, Length 6 mm (11185376)
  - Ø 65 mm, Length 12 mm (11185375)
  - Ø 65 mm, Length 36 mm (111988906)
  
  - Ø 95 mm, length 6 mm (11704395)
  - Ø 95 mm, length 12 mm (11704397)
  - Ø 95 mm, length 36 mm (11704394)