

VLXT-123M.I

Gigabit Ethernet, 12,3 Megapixel, Monochrome

Article number: 11192208

Overview

- 4096 × 3000 px
- Sony IMX253
- 1.1" CMOS
- 69 fps
- 10 GigE



Picture similar



GEN*i*CAM



Technical data

Sensor information

Sensor	Sony IMX253 Gen2
Mono/Color	Mono
Sensor type	1.1" CMOS
Shutter type	Global shutter
Resolution	4096 × 3000 px
Pixel size	3.45 × 3.45 μm
Exposure time	0.001 ... 60000 ms

Data quality (EMVA 1288 typical)

Dark noise	2.21 e-
Saturation capacity	9204 e-
Dynamic range	70.1 dB
Signal-to-noise ratio	39.6 dB
Quantum efficiency	64.5 % @ 536 nm

Acquisition formats

Image formats, interface frame rate max.	Full Frame, 4096 × 3000 px, max. 69 fps Binning 2×2, 2048 × 1500 px, max. 135 fps Binning 2×1, 2048 × 3000 px, max. 69 fps Binning 1×2, 4096 × 1500 px, max. 69 fps
Image formats, acquisition frame rate max. (Burst Mode)	Full Frame, 4096 × 3000 px, max. 69 fps
Pixel formats	Mono8 Mono10 Mono12 Mono12 Packed

Image preprocessing

Analog controls	Gain (0 ... 48 dB) Offset (0 ... 255 LSB 12 Bit)
-----------------	---

Color models	Mono
--------------	------

Camera features

Basic Functions	Exposure Gain / Color Gain Trigger / Exposure Active (Flash) Binning 2x2 Partial Scan Offset Free Running Mode (Live Image) Multi ROI
-----------------	--

Auto Functions	Exposure Auto Gain Auto
----------------	----------------------------

Image Pre-processing	Image Flipping (X/Y) LUT / Gamma Shading Correction Edge Sharpening Noise Reduction
----------------------	---

Acquisition / Interface	Burst Mode Adjustable Framerate Short Exposure Time Enable Device Link Throughput Limit Internal Image Buffer
-------------------------	---

Synchronization	free running trigger
-----------------	-------------------------

Trigger sources	Hardware Software ActionCommand
-----------------	---------------------------------------

VLXT-123M.I

Gigabit Ethernet, 12,3 Megapixel, Monochrome

Article number: 11192208

Technical data

Camera features

Trigger delay	0 ... 2 sec, tracking and buffering of up to 256 trigger signals
Process Synchronization	<ul style="list-style-type: none"> Events Timer Trigger Delay Debouncer Counter Sequencer Trigger via Action CMD (GigE) Action CMD Request ID Trigger ID inside Chunk Additional Output Modes (e.g. Trigger Ready) PWM (PWM Duration / PWM Duty Cycle) Selectable Output format (e.g. Tri State, Push Pull) Chunk data inside transferred image Encoder support via Counter End trigger source 4 power outputs with up to 120 W (max. 48 V / 2.5 A)
Time synchronization IEEE 1588	<ul style="list-style-type: none"> IEEE 1588 / Master and Slave function IEEE 1588 / Scheduled Action CMD IEEE 1588 / Synchronized Acquisition Framerate
Additional Functions	<ul style="list-style-type: none"> User Set Integrated temperature sensor Readable additional information (e.g. sensor information) Save Custom Data
Lens control	Corning liquid lens
Sequencer	Automated control for series of images using different sets of parameters
Sequencer parameter	<ul style="list-style-type: none"> Exposure time gain factor output line ROI Offset x ROI Offset y
Internal image buffer	<ul style="list-style-type: none"> 1024 MB 78 images (Trigger Mode) 1 image (Free Running Mode)

Interfaces and connectors

Data interface	10 Gigabit Ethernet, Transfer rate 10000 Mb/s, Gigabit Ethernet, Transfer rate 1000 Mb/s, Fast Ethernet, Transfer rate 100 Mb/s, Connector: M12 / 8-pol x-coded (SACC-CI-M12FS-8CON-L180-10G)
----------------	---

Interfaces and connectors

Process interface	M12 / 12 pins a-coded (SACC-CI-M12MS-12CON-L180)
Power supply	via M12/12 pins a-coded

Mechanical data

Lens mount	C-mount
Width	60 mm
Height	60 mm
Depth	99.7 mm
Weight	≤ 485 g
Material	aluminum

Electrical data

Voltage supply range +Vs	19.2 ... 28.8 V DC (external power supply)
Power consumption	Approx. 10.5 W @ 24 VDC and 69 fps

Non-volatile memory

Flash memory size	128 kB
-------------------	--------

Environmental conditions

Operating temperature	0 ... +65 ° @ T = measurement point
Humidity	10 ... 90 % (non-condensing)
Protection class	<ul style="list-style-type: none"> IP 40 IP 54 (with mounted tube and cable) IP 65 (with mounted tube and cable) IP 67 (with mounted tube and cable)

Digital I/Os

Lines	<ul style="list-style-type: none"> 2 input lines 4 power output lines with pulse width modulation (PWM) (max. 48 V / max. 2,5 A) RS232
-------	---

Conformity

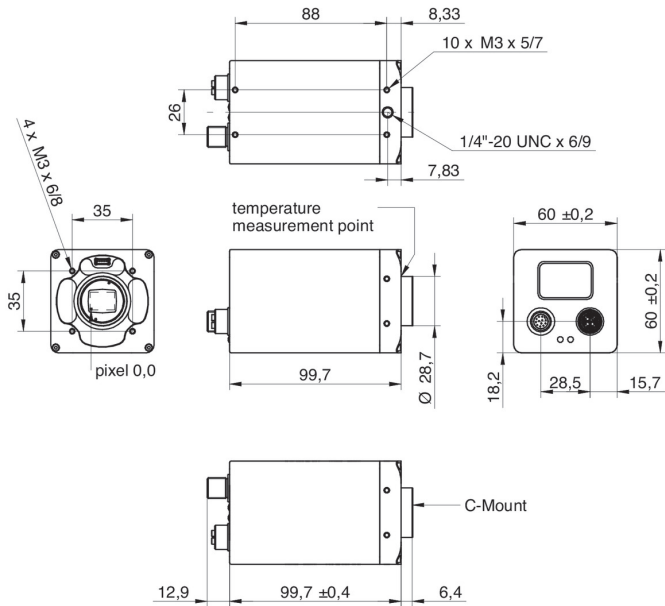
Conformity	<ul style="list-style-type: none"> CE RoHS EAC UL recognized
------------	--

VLXT-123M.I

Gigabit Ethernet, 12,3 Megapixel, Monochrome

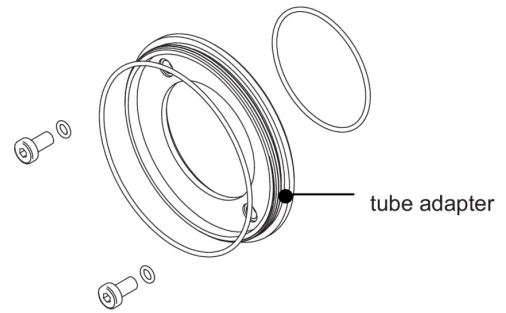
Article number: 11192208

Dimension drawing



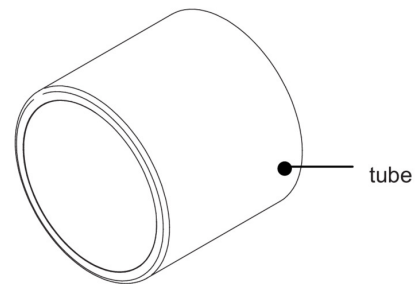
Principle

Optional accessories for protection class IP 65/67:



tube adapter

- hard-anodized, incl. sealing and screws
 \varnothing 49,5 mm (VCXG.I 11185373)
 \varnothing 65 mm (VCXG.I 11185377)
 \varnothing 95 mm (VCXG.I 11704311)
 \varnothing 65 mm (VLXT 11193125)
 \varnothing 95 mm (VLXT.EF 11704315)



tube

- hard-anodized, cover glass PMMA
 \varnothing 49,5 mm, Length 44 mm (11185370)
 \varnothing 65 mm, Length 58 mm (11185374)
 \varnothing 95 mm, length 70 mm (11704312)
- hard-anodized, tempered laminated safety glass
 \varnothing 49,5 mm, Length 44 mm (11701124)
 \varnothing 65 mm, Length 58 mm (11701125)