

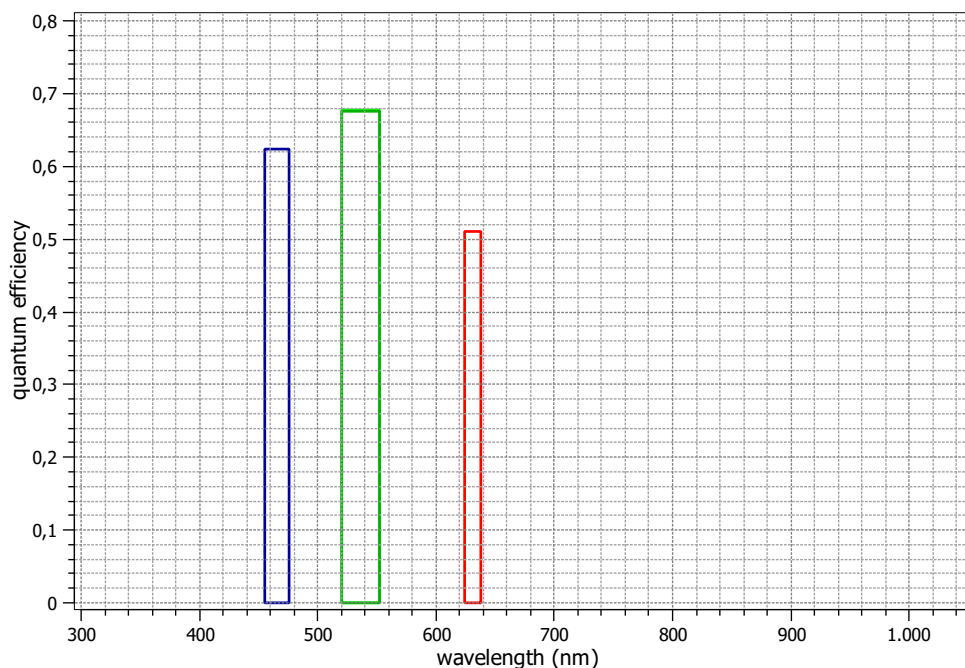
## EMVA 1288 Summary Sheet

This datasheet describes the specification according to the standard 1288 for "Characterization and Presentation of Specification Data for Image Sensors and Cameras of the European Machine Vision Association (EMVA)" (see [www.standard1288.org](http://www.standard1288.org) or the *Zenodo EMVA 1288 community*) release 3.0 with proprietary extensions from AEON. The measurements were performed with the AEON ACC3 RGB Release 3, 15.08.2015, SN 0001(Baumer), recalibrated 28.08.2017. The performance parameters and estimated accuracy of the measurements are described in the technical report for the instrument, its calibration in the corresponding specification and calibration report.

Measurements performed by Technical and Application Support Center, Baumer Optronik GmbH.

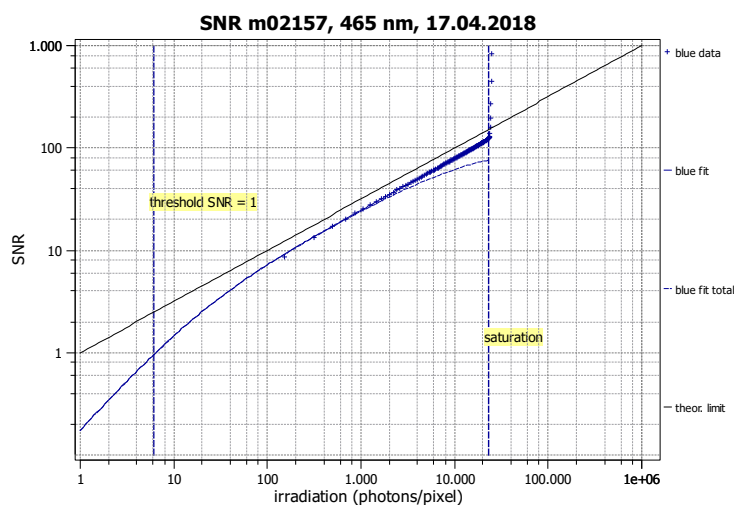
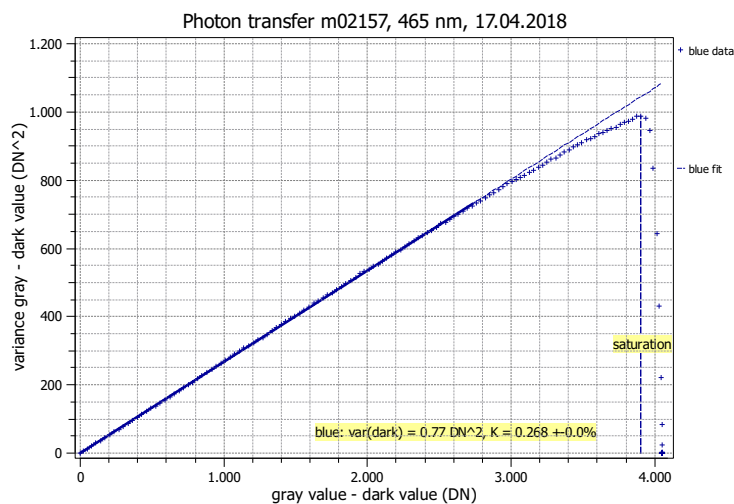
Vendor	Baumer
Model	VCXG-201C.R
Serial number	70003348985
Sensor diagonal	15.78 mm
Lens category	C-Mount
Resolution	5472 × 3648, 12 bit
Pixel size	2.40 μm × 2.40 μm
Sensor	Sony IMX183
Sensor type	CMOS
Shutter type	Rolling shutter
Overlap capabilities	Overlapped
Maximum frame rate	0.0 Hz
Interface type	GEV

Type of data presented	Single
<b>Operation point 1</b>	
Wavelength centroid	465.2 nm
Wavelength FWHM	20.8 nm
Gain / BlackLevel	1.0 / 43.0
<b>Operation point 2</b>	
Wavelength centroid	535.8 nm
Wavelength FWHM	31.9 nm
Gain / BlackLevel	1.0 / 43.0
<b>Operation point 3</b>	
Wavelength centroid	630.8 nm
Wavelength FWHM	13.3 nm
Gain / BlackLevel	1.0 / 43.0
<b>Optional data measured</b>	
None	



## EMVA 1288 Summary Sheet for Operating Point 1

Type of data	Single	Gain / BlackLevel	1.0 / 43.0
Exposure control	By irradiance	Environmental temperature	26.8°C
Exposure time	3.23 ms	Camera body temperature	34.6°C
Frame rate	9.6 Hz	Internal temperature(s)	—
Data transfer mode	BayerRG12	Wavelength, centr., FWHM	465 nm, 20.8 nm



### Quantum efficiency

$\eta$  62.3%

### Overall system gain

$K$  0.268 DN/e<sup>-</sup>  
 $1/K$  3.738 e<sup>-</sup>/DN

### Temporal dark noise & DSNU

$\sigma_{y,\text{dark}}$  0.88 DN  
 DSNU<sub>1288</sub> 0.06 DN  
 $\sigma_d$  3.11 e<sup>-</sup>  
 DSNU<sub>1288</sub> 0.24 e<sup>-</sup>

### Signal-to-noise ratio & PRNU

SNR<sub>max</sub> 121  
 41.6 dB  
 6.9 bit  
 $1/\text{SNR}_{\text{max}}$  0.83 %  
 PRNU<sub>1288</sub> 1.01 %

### Nonlinearity

LE 0.14%  
 LE<sub>min</sub> -0.09%  
 LE<sub>max</sub> 0.19%

### Sensitivity & saturation

$\mu_{p,\text{min}}$  6.14 p  
 1.066 p/μm<sup>2</sup>  
 $\mu_{p,\text{sat}}$  23377 p  
 4058 p/μm<sup>2</sup>  
 $\mu_{e,\text{min}}$  3.83 e<sup>-</sup>  
 0.664 e<sup>-</sup>/μm<sup>2</sup>  
 $\mu_{e,\text{sat}}$  14569 e<sup>-</sup>  
 2529 e<sup>-</sup>/μm<sup>2</sup>

### Dynamic range

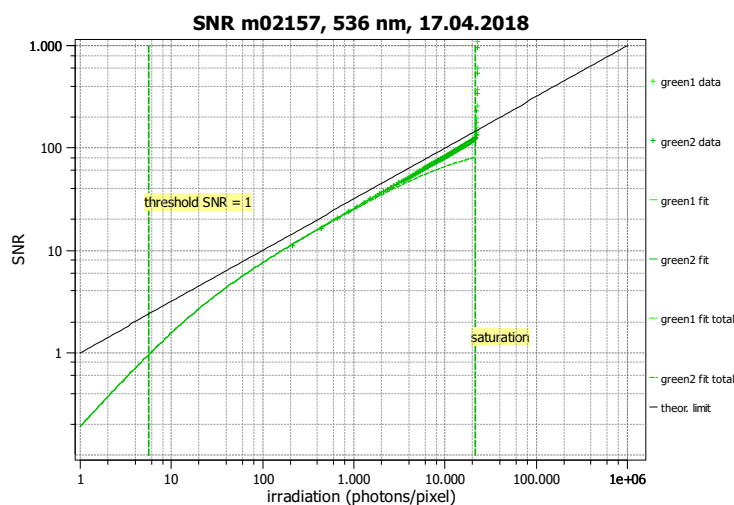
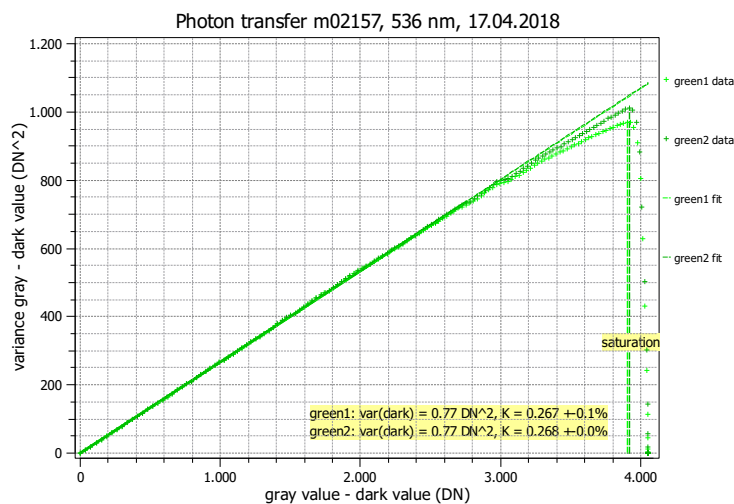
DR 3807  
 71.6 dB  
 11.9 bit

### Dark current

$\mu_{c,\text{mean}}$  0.2 DN/s  
 $\mu_{c,\text{mean}}$  0.8 e<sup>-</sup>/s  
 $\mu_{c,\text{var}}$  0.4 e<sup>-</sup>/s

## EMVA 1288 Summary Sheet for Operating Point 2

Type of data	Single	Gain / BlackLevel	1.0 / 43.0
Exposure control	By irradiance	Environmental temperature	26.8°C
Exposure time	3.23 ms	Camera body temperature	34.6°C
Frame rate	9.6 Hz	Internal temperature(s)	—
Data transfer mode	BayerRG12	Wavelength, centr., FWHM	536 nm, 31.9 nm



### Quantum efficiency

$\eta$  67.7%

### Overall system gain

$K$  0.267 DN/e<sup>-</sup>  
 $1/K$  3.745 e<sup>-</sup>/DN

### Temporal dark noise & DSNU

$\sigma_{y,\text{dark}}$  0.88 DN  
 DSNU<sub>1288</sub> 0.07 DN  
 $\sigma_d$  3.11 e<sup>-</sup>  
 DSNU<sub>1288</sub> 0.25 e<sup>-</sup>

### Signal-to-noise ratio & PRNU

SNR<sub>max</sub> 121  
 41.6 dB  
 6.9 bit  
 $1/\text{SNR}_{\text{max}}$  0.83 %  
 PRNU<sub>1288</sub> 0.93 %

### Nonlinearity

LE 0.26%  
 LE<sub>min</sub> -0.14%  
 LE<sub>max</sub> 0.37%

### Sensitivity & saturation

$\mu_{p,\text{min}}$  5.66 p  
 0.982 p/μm<sup>2</sup>  
 $\mu_{p,\text{sat}}$  21471 p  
 3728 p/μm<sup>2</sup>  
 $\mu_{e,\text{min}}$  3.83 e<sup>-</sup>  
 0.665 e<sup>-</sup>/μm<sup>2</sup>  
 $\mu_{e,\text{sat}}$  14540 e<sup>-</sup>  
 2524 e<sup>-</sup>/μm<sup>2</sup>

### Dynamic range

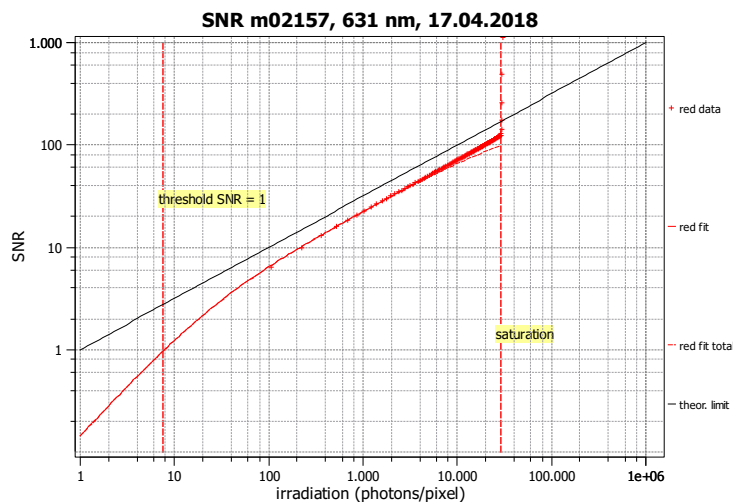
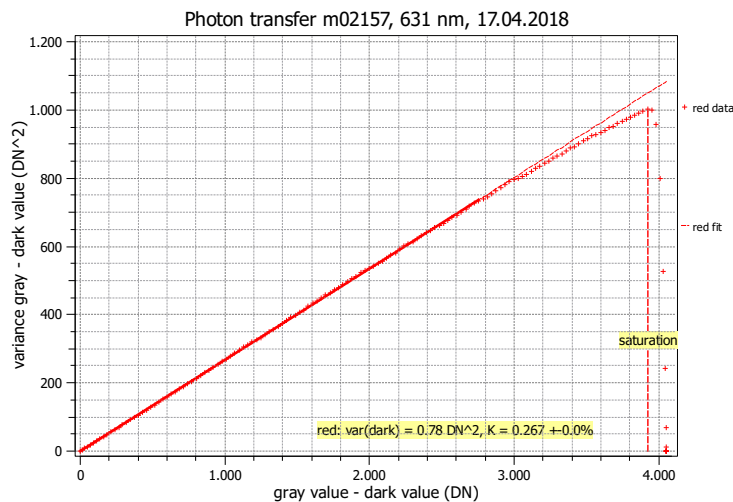
DR 3796  
 71.6 dB  
 11.9 bit

### Dark current

$\mu_{c,\text{mean}}$  0.2 DN/s  
 $\mu_{c,\text{mean}}$  0.9 e<sup>-</sup>/s  
 $\mu_{c,\text{var}}$  0.4 e<sup>-</sup>/s

## EMVA 1288 Summary Sheet for Operating Point 3

Type of data	Single	Gain / BlackLevel	1.0 / 43.0
Exposure control	By irradiance	Environmental temperature	26.8°C
Exposure time	3.23 ms	Camera body temperature	34.6°C
Frame rate	9.6 Hz	Internal temperature(s)	—
Data transfer mode	BayerRG12	Wavelength, centr., FWHM	631 nm, 13.3 nm



### Quantum efficiency

$\eta$  51.1%

### Overall system gain

$K$  0.267 DN/e<sup>-</sup>

1/ $K$  3.740 e<sup>-</sup>/DN

### Temporal dark noise & DSNU

$\sigma_{y,\text{dark}}$  0.88 DN

DSNU<sub>1288</sub> 0.07 DN

$\sigma_d$  3.13 e<sup>-</sup>

DSNU<sub>1288</sub> 0.26 e<sup>-</sup>

### Signal-to-noise ratio & PRNU

SNR<sub>max</sub> 121

41.7 dB

6.9 bit

1/SNR<sub>max</sub> 0.82 %

PRNU<sub>1288</sub> 0.60 %

### Nonlinearity

LE 0.15%

LE<sub>min</sub> -0.20%

LE<sub>max</sub> 0.09%

### Sensitivity & saturation

$\mu_{p,\text{min}}$  7.52 p

1.305 p/ $\mu\text{m}^2$

$\mu_{p,\text{sat}}$  28746 p

4991 p/ $\mu\text{m}^2$

$\mu_{e,\text{min}}$  3.84 e<sup>-</sup>

0.667 e<sup>-</sup>/ $\mu\text{m}^2$

$\mu_{e,\text{sat}}$  14699 e<sup>-</sup>

2552 e<sup>-</sup>/ $\mu\text{m}^2$

### Dynamic range

DR 3824

71.7 dB

11.9 bit

### Dark current

$\mu_{c,\text{mean}}$  0.2 DN/s

$\mu_{c,\text{mean}}$  0.9 e<sup>-</sup>/s

$\mu_{c,\text{var}}$  0.4 e<sup>-</sup>/s