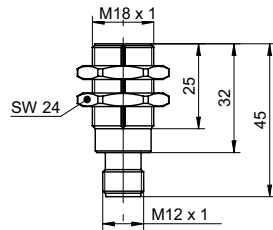


**Magnetic angle sensors**

**MDRM 18I9524/S14C270**

**dimension drawing**



**general data**

angular range	270° linear
resolution	0,09 °
system accuracy	± 0,25 %
temperature drift	± 0,1 % (Full Scale)
working distance max.	5 mm, with magnet rotor MSFS
axial misalignment max.	0,4 mm

**electrical data**

response time	< 4 ms
voltage supply range +Vs	15 ... 30 VDC
current consumption max. (no load)	30 mA
output signal	4 ... 20 mA
load resistance	500 Ohm/15 VDC, 1000 Ohm/30 VDC
output circuit	current output
short circuit protection	yes
reverse polarity protection	yes, Vs to GND

**mechanical data**

connection types	connector M12
type	cylindrical threaded
housing material	brass nickel plated
dimension	18 mm
material (sensing face)	PBTP

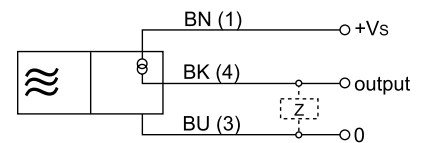
**ambient conditions**

operating temperature	-40 ... +85 °C
protection class	IP 67

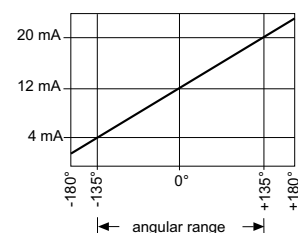
**photo**



**connection diagram**



**output signal**



**Magnetic angle sensors****MDRM 18I9524/S14C270**

- Rotor is available as an accessory